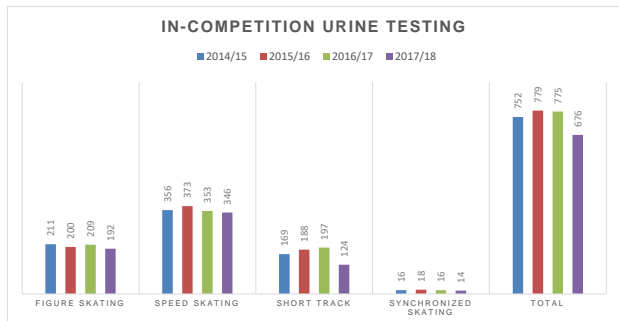


## ISU TESTING STATISTIC SEASON 2014/15 to 2017/18

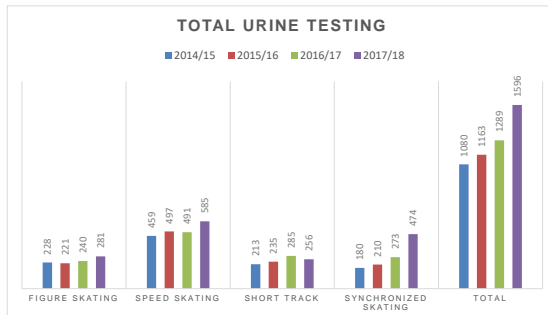
### ISU IN-COMPETITION URINE TESTING

Discipline	2014/15	2015/16	2016/17	2017/18
Figure Skating	211	200	209	192
Speed Skating	356	373	353	346
Short Track	169	188	197	124
Synchronized Skating	16	18	16	14
<b>Total</b>	<b>752</b>	<b>779</b>	<b>775</b>	<b>676</b>



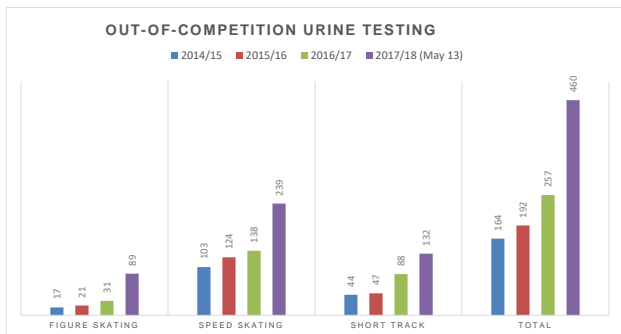
### TOTAL URINE TESTING (In & OOC)

Discipline	2014/15	2015/16	2016/17	2017/18
Figure Skating	228	221	240	281
Speed Skating	459	497	491	585
Short Track	213	225	285	256
Synchronized Skating	180	210	273	474
<b>Total</b>	<b>1080</b>	<b>1163</b>	<b>1289</b>	<b>1596</b>



### ISU OUT-OF-COMPETITION URINE TESTING

Discipline	2014/15	2015/16	2016/17	2017/18 (May 13)
Figure Skating	17	21	31	89
Speed Skating	103	124	138	239
Short Track	44	47	88	132
<b>Total</b>	<b>164</b>	<b>192</b>	<b>257</b>	<b>460</b>



## ISU TESTING STATISTIC SEASON 2014/15 to 2017/18

### ISU IN-COMPETITION ABP BLOOD TESTING

Discipline	2014/15	2015/16	2016/17	2017/18
Speed Skating	331	304	313	363
Short Track	162	166	224	350
<b>Total</b>	<b>493</b>	<b>470</b>	<b>537</b>	<b>713</b>

### ISU IN-COMPETITION ABP & SCR BLOOD TESTING

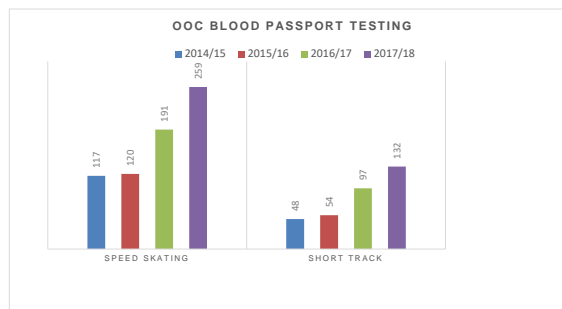
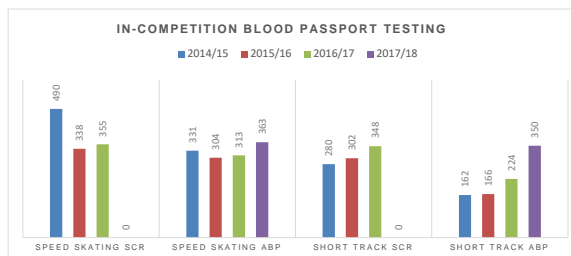
Discipline	2014/15	2015/16	2016/17	2017/18
Speed Skating SCR	490	338	355	0
Speed Skating ABP	331	304	313	363
Short Track SCR	280	302	348	0
Short Track ABP	162	166	224	350
<b>Total</b>	<b>1263</b>	<b>1110</b>	<b>1240</b>	<b>713</b>

### ISU OOC ABP TESTING

Discipline	2014/15	2015/16	2016/17	2017/18
Speed Skating	117	120	191	259
Short Track	48	54	97	132
<b>Total</b>	<b>165</b>	<b>174</b>	<b>288</b>	<b>391</b>

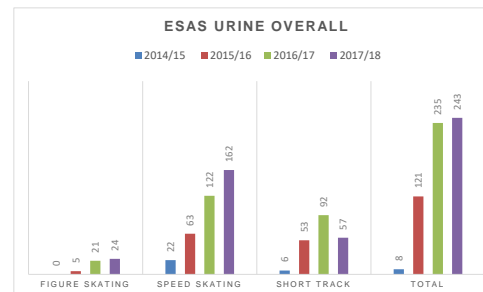
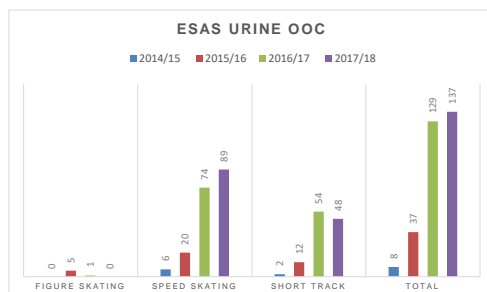
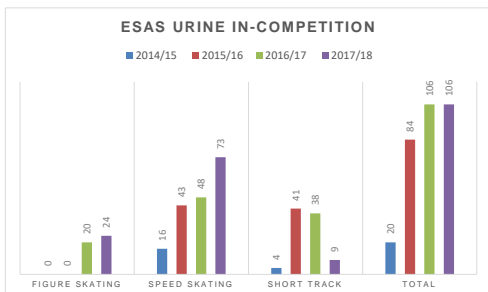
### ISU TOTAL ABP TESTING

Discipline	2014/15	2015/16	2016/17	2017/18
Speed Skating	448	424	504	622
Short Track	210	220	321	482
<b>Total</b>	<b>658</b>	<b>644</b>	<b>825</b>	<b>1104</b>



### ISU TESTING STATISTIC SEASON 2014/15 to 2017/18

ESAs in urine	In-Comp				OOO				TOTAL			
	2014/15	2015/16	2016/17	2017/18	2014/15	2015/16	2016/17	2017/18	2014/15	2015/16	2016/17	2017/18
Discipline												
Figure Skating	0	0	20	24	0	5	1	0	0	5	21	24
Speed Skating	16	43	48	73	6	20	74	89	22	63	122	162
Short Track	4	41	38	9	2	12	54	48	6	53	92	57
<b>Total</b>	<b>20</b>	<b>84</b>	<b>106</b>	<b>106</b>	<b>8</b>	<b>37</b>	<b>129</b>	<b>137</b>	<b>8</b>	<b>121</b>	<b>235</b>	<b>243</b>



GHRF	In-Comp				OOO				Tot			
	2014/15	2015/16	2016/17	2017/18	2014/15	2015/16	2016/17	2017/18	2014/15	2015/16	2016/17	2017/18
Discipline												
Figure Skating	0	8	8	32	0	7	9	15	0	15	17	47
Speed Skating	13	42	19	106	2	8	6	62	15	50	25	168
Short Track	2	59	44	21	0	7	18	25	2	66	62	46
<b>Total</b>	<b>15</b>	<b>109</b>	<b>71</b>	<b>159</b>	<b>2</b>	<b>22</b>	<b>33</b>	<b>102</b>	<b>17</b>	<b>131</b>	<b>104</b>	<b>261</b>

