



14th TIRNAVIA ICE CUP

October 28. - 30. 2022

PROTOCOL

14th TIRNAVIA ICE CUP

AN INTERNATIONAL COMPETITION

SENIOR WOMEN AND MEN,
JUNIOR WOMEN AND MEN,
ADVANCED NOVICES
GIRLS AND BOYS

ORGANIZED BY THE

FIGURE SKATING CLUB TRNAVA

TRNAVA / SLOVAK REPUBLIC

October 28 - 30, 2022

**UNDER THE AUTHORIZATION OF THE SLOVAK FIGURE SKATING
ASSOCIATION**

14TH TIRNAVIA ICE CUP

MEN

City Ice Rink	29 OCT 2022	19:50	Short Program
	30 OCT 2022	14:00	Free Skating

Size of Skating Arena:	30m*60m
Ice Conditions:	very good
Number of Entries:	3
Number of Participants:	3

Entry Withdrawn:

Short Program			
Duration:	2:40 +/- 10 seconds		
Segment Factor:	1.00		
Program Component Factors:	Composition	1.67	
	Presentation	1.67	
	Skating Skills	1.67	

Free Skating			
Duration:	4:00 +/- 10 seconds		
Segment Factor:	1.00		
Program Component Factors:	Composition	3.33	
	Presentation	3.33	
	Skating Skills	3.33	

14TH TIRNAVIA ICE CUP
PANEL OF JUDGES
MEN
Officials

Technical Controller	Ms. Oksana DOLHOPOLOVA	UKR
Technical Specialist	Ms. Milena PANIC	ISU
Technical Specialist	Ms. Kerstin Katharina FRANK	AUT

Judges

Referee	Ms. Zsuzsanna VIKARNE-HOMOLYA	ISU
Judge No. 1	Ms. Lisa-Maria SCHATZMANN	AUT
Judge No. 2	Ms. Miluse SAFRANKOVA	CZE
Judge No. 3	Ms. Terez BAGO	HUN
Judge No. 4	Ms. Katharina RAUCH	AUT
Judge No. 5	Ms. Dana MITICKA	SVK

Data/Replay Operator

Data Operator	Ms. Katarina KELSCHOVA	SVK
Replay Operator	Ms. Wanda STANKOVIANSKA	ISU

14TH TIRNAVIA ICE CUP

RESULTS

MEN

Pl.	Name	Nation	Total Score	SP	FS
1	Adam HAGARA	SVK	185.62	1	1
2	Alexander ZLATKOV	BUL	169.44	3	2
3	Beat SCHUEMPERLI	BUL	161.54	2	3



Ms. Zsuzsanna VIKARNE-HOMOLYA, ISU
Referee



Ms. Oksana DOLHOPOLOVA, UKR
Technical Controller

Legend:

FS	Free Skating	SP	Short Program	Pl.	Place
----	--------------	----	---------------	-----	-------

14TH TIRNAVIA ICE CUP
JUDGES DETAILS PER SKATER
MEN SHORT PROGRAM

Rank	Name				Nation	Starting Number		Total Segment Score		Total Element Score		Total Program Component Score (factored)			Total Deductions		
1	Adam HAGARA				SVK	1		57.02		28.68		30.34			-2.00		
#	Executed Elements	Info	Base Value	GOE	J1	J2	J3	J4	J5	J6	J7	J8	J9	Ref.	Scores of Panel		
1	3A	F	8.00	-4.00	-5	-5	-5	-5	-5						4.00		
2	3Lz+3T		10.10	0.59	0	2	0	1	2						10.69		
3	FCSp2		2.30	-0.15	-1	0	1	-1	-1						2.15		
4	3F!	!	5.30	-0.18	0	-1	-1	0	0						5.12		
5	StSq3	F	3.30	-1.65	-4	-5	-5	-5	-5						1.65		
6	CSSp3		2.60	0.17	0	1	1	0	1						2.77		
7	CCoSp3		3.00	-0.70	-2	-2	-4	-3	-2						2.30		
			34.60													28.68	
Program Components				Factor													
Composition				1.67	6.00	6.25	6.00	5.75	6.00								6.00
Presentation				1.67	5.75	6.00	6.25	6.00	6.00								6.00
Skating Skills				1.67	5.75	6.25	6.00	6.25	6.50								6.17
Judges Total Program Component Score (factored)																30.34	
Deductions:		Falls	-2.00 (2)												-2.00		

Rank	Name	Nation				Starting Number	Total Segment Score		Total Element Score		Total Program Component Score (factored)				Total Deductions	
2	Beat SCHUEMPERLI	BUL				2	55.33		23.06		33.27				-1.00	
#	Executed Elements	Info	Base Value	GOE	J1	J2	J3	J4	J5	J6	J7	J8	J9	Ref.	Scores of Panel	
1	3T+2T	F	5.50	0.14	-1	0	0	1	1						5.64	
2	3Lo		4.90	-0.33	-2	0	0	-2	1						4.57	
3	CCSp2		2.30	-0.38	-1	-2	2	-2	-2						1.92	
4	CCoSp4		3.50	0.12	0	1	1	0	0						3.62	
5	2A		3.63	-1.65	-5	-5	-5	-5	-5						1.98	
6	StSq2		2.60	0.43	1	2	2	1	2						3.03	
7	FSSp2		2.30	0.00	-1	1	2	-1	0						2.30	
			24.73												23.06	
Program Components				Factor												
Composition			1.67	6.75	6.00	6.75	6.75	6.50								6.67
Presentation			1.67	6.75	5.75	6.75	7.00	6.75								6.75
Skating Skills			1.67	6.50	6.00	6.50	6.50	6.75								6.50
Judges Total Program Component Score (factored)														33.27		
Deductions:		Falls	-1.00 (1)											-1.00		

14TH TIRNAVIA ICE CUP

JUDGES DETAILS PER SKATER

MEN SHORT PROGRAM

Rank	Name				Nation	Starting Number	Total Segment Score		Total Element Score	Total Program Component Score (factored)				Total Deductions		
3	Alexander ZLATKOV				BUL	3	48.88		21.90	27.98				-1.00		
#	Executed Elements	Info	Base Value	GOE	J1	J2	J3	J4	J5	J6	J7	J8	J9	Ref.	Scores of Panel	
1	3S	F	4.30	0.43	1	1	1	3	1						4.73	
2	2Lz!+3T		!	6.30	-0.56	-1	-2	-3	-1	-1						5.74
3	FCSp2			2.30	-0.69	-3	-2	0	-4	-4						1.61
4	StSq2			2.60	0.09	0	1	0	0	1						2.69
5	2A		x	3.63	-1.65	-5	-5	-5	-5	-5						1.98
6	CSSp2			2.30	-0.15	-1	-1	0	-1	0						2.15
7	CCoSp3			3.00	0.00	0	0	0	0	0						3.00
			24.43												21.90	
Program Components				Factor												
Composition				1.67	5.50	5.75	5.25	5.25	6.00						5.50	
Presentation				1.67	5.25	5.75	5.50	5.50	6.25						5.58	
Skating Skills				1.67	5.50	6.00	5.25	5.50	6.00						5.67	
Judges Total Program Component Score (factored)														27.98		
Deductions:		Falls	-1.00 (1)											-1.00		

Legend:							
#	Sequence number	GOE	Grade of Execution	Jx	Judges (x=1-9)	Ref.	Referee
x	Credit for highlight distribution, base value multiplied by 1.1			!	Not clear edge	F	Fall

14TH TIRNAVIA ICE CUP
JUDGES DETAILS PER SKATER
MEN FREE SKATING

Rank	Name	Nation	Starting Number	Total Segment Score	Total Element Score	Total Program Component Score (factored)	Total Deductions
1	Adam HAGARA	SVK	3	128.60	65.59	63.01	0.00

#	Executed Elements	Info	Base Value	GOE	J1	J2	J3	J4	J5	J6	J7	J8	J9	Ref.	Scores of Panel
1	3A+2T		9.30	1.60	2	2	1	2	2						10.90
2	3A		8.00	-0.80	-1	-1	-2	-1	0						7.20
3	3F+3T		9.50	0.53	1	1	0	1	1						10.03
4	3Lo		4.90	0.49	2	1	1	1	0						5.39
5	FCSp3V		2.25	-0.22	-2	1	1	-2	-2						2.03
6	3F!+2A+2T+SEQ	!	9.90	-0.53	-1	-1	-2	-1	-1						9.37
7	3Lz	x	6.49	0.79	1	2	1	1	2						7.28
8	CSSp3		2.60	0.17	1	0	1	0	1						2.77
9	StSq3		3.30	0.22	1	1	1	1	0						3.52
10	2S	x	1.43	0.00	0	0	0	0	0						1.43
11	ChSq1		3.00	0.17	0	1	0	0	1						3.17
12	CCoSp2		2.50	0.00	0	1	0	-1	0						2.50
			63.17												65.59
Program Components			Factor												
Composition			3.33		5.75	7.25	6.75	5.75	6.00						6.17
Presentation			3.33		5.75	7.25	6.75	5.75	5.75						6.08
Skating Skills			3.33		6.25	7.25	7.00	6.75	6.25						6.67
Judges Total Program Component Score (factored)															63.01

Deductions:															0.00
-------------	--	--	--	--	--	--	--	--	--	--	--	--	--	--	-------------

Rank	Name	Nation	Starting Number	Total Segment Score	Total Element Score	Total Program Component Score (factored)	Total Deductions
2	Alexander ZLATKOV	BUL	1	120.56	59.52	61.04	0.00

#	Executed Elements	Info	Base Value	GOE	J1	J2	J3	J4	J5	J6	J7	J8	J9	Ref.	Scores of Panel
1	3Lz+3T		10.10	0.79	1	1	1	2	2						10.89
2	3Lo+2T		6.20	0.65	1	2	1	1	2						6.85
3	3F		5.30	-0.35	0	-1	-1	0	-1						4.95
4	3S		4.30	0.43	1	0	1	1	1						4.73
5	CCoSp3		3.00	0.10	1	0	0	-1	1						3.10
6	3Lz		5.90	0.00	0	0	0	0	0						5.90
7	2A+1Eu+2S	x	5.61	0.00	0	0	0	0	0						5.61
8	3Lo	x	5.39	0.33	1	0	0	1	1						5.72
9	FCSp2		2.30	0.08	1	0	0	0	1						2.38
10	StSq2		2.60	0.26	1	1	1	1	1						2.86
11	ChSq1		3.00	0.33	1	1	0	-1	1						3.33
12	CSSp4		3.00	0.20	0	1	1	0	1						3.20
			56.70												59.52
Program Components			Factor												
Composition			3.33		5.75	6.50	6.75	4.00	5.25						5.83
Presentation			3.33		6.00	6.50	6.50	5.00	5.50						6.00
Skating Skills			3.33		6.25	6.75	6.75	6.50	5.50						6.50
Judges Total Program Component Score (factored)															61.04

Deductions:															0.00
-------------	--	--	--	--	--	--	--	--	--	--	--	--	--	--	-------------

14TH TIRNAVIA ICE CUP

JUDGES DETAILS PER SKATER

MEN FREE SKATING

Rank	Name	Nation	Starting Number	Total Segment Score	Total Element Score	Total Program Component Score (factored)								Total Deductions		
3	Beat SCHUEMPERLI	BUL	2	106.21	44.64	63.57								-2.00		
#	Executed Elements	Info	Base Value	GOE	J1	J2	J3	J4	J5	J6	J7	J8	J9	Ref.	Scores of Panel	
1	3T+2T	F	5.50	0.14	1	0	0	-1	1						5.64	
2	3Lz<		4.72	-2.36	-5	-5	-5	-5	-5						2.36	
3	2A+1Eu+3S		8.10	-0.29	0	0	-1	-1	-1						7.81	
4	2A		3.30	0.33	2	1	1	1	1						3.63	
5	CCSp3		2.80	0.00	0	0	0	-1	0						2.80	
6	3T	F*	4.62	x 0.00	0	0	0	0	0						4.62	
7	3Lo<		4.31	x -1.96	-5	-5	-5	-5	-5						2.35	
8	3Sq+COMBO+2T*		4.73	x -2.01	-5	-4	-4	-5	-5						2.72	
9	ChSq1		3.00	0.17	1	0	0	0	2						3.17	
10	CCoSp3		3.00	0.00	0	0	0	-1	0						3.00	
11	StSq3		3.30	0.55	2	0	1	2	2						3.85	
12	FSSp3		2.60	0.09	0	1	0	1	0						2.69	
			49.98													44.64
Program Components				Factor												
Composition				3.33	6.50	6.25	6.00	6.00	6.75							6.25
Presentation				3.33	6.75	6.25	6.00	6.25	6.75							6.42
Skating Skills				3.33	6.50	6.50	6.25	6.25	6.50							6.42
Judges Total Program Component Score (factored)															63.57	
Deductions:		Falls	-2.00 (2)												-2.00	

Legend:

#	Sequence number	GOE	Grade of Execution	Jx	Judges (x=1-9)	Ref.	Referee
*	Invalid element	<	Under-rotated jump	x	Credit for highlight distribution, base value multiplied by 1.1		
!	Not clear edge	F	Fall	q	Jump landed on the quarter		

14TH TIRNAVIA ICE CUP

WOMEN

City Ice Rink	29 OCT 2022	20:25	Short Program
	30 OCT 2022	14:40	Free Skating

Size of Skating Arena:	30m*60m
Ice Conditions:	very good
Number of Entries:	12
Number of Participants:	12

Entry Withdrawn:

Short Program			
Duration:	2:40 +/- 10 seconds		
Segment Factor:	1.00		
Program Component Factors:	Composition		1.33
	Presentation		1.33
	Skating Skills		1.33

Free Skating			
Duration:	4:00 +/- 10 seconds		
Segment Factor:	1.00		
Program Component Factors:	Composition		2.67
	Presentation		2.67
	Skating Skills		2.67

14TH TIRNAVIA ICE CUP
PANEL OF JUDGES
WOMEN
Officials

Technical Controller	Ms. Eva SZILAGYI	HUN
Technical Specialist	Mr. Dmitri DMITRENKO	ISU
Technical Specialist	Ms. Milena PANIC	ISU

Judges

Referee	Mr. Slobodan DELIC	ISU
Judge No. 1	Mr. Martin OSMERA	CZE
Judge No. 2	Ms. Lisa-Maria SCHATZMANN	AUT
Judge No. 3	Ms. Dana MITICKA	SVK
Judge No. 4	Ms. Terez BAGO	HUN
Judge No. 5	Ms. Katharina RAUCH	AUT

Data/Replay Operator

Data Operator	Ms. Katarina KELSCHOVA	SVK
Replay Operator	Ms. Wanda STANKOVIANSKA	ISU

14TH TIRNAVIA ICE CUP**RESULTS****WOMEN**

Pl.	Name	Nation	Total Score	SP	FS
1	Stefanie PESENDORFER	AUT	157.92	4	1
2	Shaline RUEGGER	SUI	150.79	3	4
3	Barbora VRANKOVA	CZE	150.23	5	3
4	Vanesa SELMEKOVA	SVK	148.03	7	2
5	Dasa GRM	SLO	141.47	1	6
6	Yasmine Kimiko YAMADA	SUI	139.89	6	5
7	Olivia LISKO	FIN	130.56	2	7
8	Ivelina BAYCHEVA	BUL	113.55	9	8
9	Laura SZCZESNA	POL	108.36	8	10
10	Mai HELSKE	FIN	105.66	10	9
11	Claudia MIFKOVICOVA	SVK	89.16	11	11
Withdrawn					
	Genevieve SOMERVILLE	GBR	31.56	12	WD


Mr. Slobodan DELIC, ISU
Referee


Ms. Eva SZILAGYI, HUN
Technical Controller

Legend:

FS Free Skating

SP Short Program

WD Withdrawn

Pl. Place

14TH TIRNAVIA ICE CUP

JUDGES DETAILS PER SKATER

WOMEN SHORT PROGRAM

Rank	Name				Nation	Starting Number		Total Segment Score	Total Element Score	Total Program Component Score (factored)				Total Deductions	
1	Dasa GRM				SLO	1		54.29	27.05	27.24				0.00	
#	Executed Elements	Info	Base Value	GOE	J1	J2	J3	J4	J5	J6	J7	J8	J9	Ref.	Scores of Panel
1	3F	*	5.30	0.71	1	0	2	2	1						6.01
2	3T+2T		5.50	0.84	2	2	2	2	2						6.34
3	1A*		0.00	0.00	-	-	-	-	-						0.00
4	FSSp4		3.00	0.40	2	2	1	1	1						3.40
5	CCoSp3		3.00	0.50	2	1	2	2	1						3.50
6	StSq4		3.90	0.78	3	2	2	2	2						4.68
7	CSp4		2.60	0.52	3	1	2	2	2						3.12
			23.30												27.05
Program Components			Factor												
	Composition			1.33	6.50	7.25	6.75	7.00	6.75						6.83
	Presentation			1.33	6.75	7.00	7.00	6.75	6.75						6.83
	Skating Skills			1.33	6.50	6.75	6.75	7.00	7.00						6.83
Judges Total Program Component Score (factored)															27.24
Deductions:															0.00

Rank	Name				Nation	Starting Number		Total Segment Score	Total Element Score	Total Program Component Score (factored)				Total Deductions	
2	Olivia LSKO				FIN	11		53.16	28.55	24.61				0.00	
#	Executed Elements	Info	Base Value	GOE	J1	J2	J3	J4	J5	J6	J7	J8	J9	Ref.	Scores of Panel
1	3T+3T	*	8.40	0.42	1	1	2	1	1						8.82
2	3F		5.30	1.06	2	2	2	1	2						6.36
3	FSSp4		3.00	0.60	2	1	2	2	2						3.60
4	StSq3		3.30	0.22	0	0	1	1	1						3.52
5	1A*		0.00	0.00	-	-	-	-	-						0.00
6	LSp3		2.40	0.00	0	0	0	0	0						2.40
7	CCoSp4		3.50	0.35	1	1	1	1	2						3.85
			25.90												28.55
Program Components			Factor												
	Composition			1.33	5.75	5.75	6.25	6.75	6.50						6.17
	Presentation			1.33	5.75	5.50	6.50	6.50	6.50						6.25
	Skating Skills			1.33	5.75	5.50	6.50	6.75	6.00						6.08
Judges Total Program Component Score (factored)															24.61
Deductions:															0.00

Rank	Name				Nation	Starting Number		Total Segment Score	Total Element Score	Total Program Component Score (factored)				Total Deductions	
3	Shaline RUEGGER				SUI	8		52.50	27.56	24.94				0.00	
#	Executed Elements	Info	Base Value	GOE	J1	J2	J3	J4	J5	J6	J7	J8	J9	Ref.	Scores of Panel
1	3T+2T	x	5.50	0.70	1	1	2	2	2						6.20
2	3S		4.30	-0.43	0	-1	-1	-1	-1						3.87
3	FSSp4		3.00	0.10	1	1	0	0	0						3.10
4	StSq4		3.90	0.65	2	1	2	1	2						4.55
5	2A		3.63	0.33	1	1	1	0	1						3.96
6	CCoSp4		3.50	0.35	1	1	1	1	1						3.85
7	LSp2		1.90	0.13	0	2	1	1	0						2.03
			25.73												27.56
Program Components			Factor												
	Composition			1.33	5.50	6.25	6.25	6.50	6.75						6.33
	Presentation			1.33	5.75	6.50	6.50	6.50	6.50						6.50
	Skating Skills			1.33	5.75	6.25	6.00	5.75	6.00						5.92
Judges Total Program Component Score (factored)															24.94
Deductions:															0.00

14TH TIRNAVIA ICE CUP
JUDGES DETAILS PER SKATER
WOMEN SHORT PROGRAM

Rank	Name				Nation	Starting Number		Total Segment Score		Total Element Score		Total Program Component Score (factored)			Total Deductions		
4	Stefanie PESENDORFER				AUT	4		51.48		27.54		24.94			-1.00		
#	Executed Elements	Info	Base Value	GOE	J1	J2	J3	J4	J5	J6	J7	J8	J9	Ref.	Scores of Panel		
1	3Lz<	^	4.72	-1.42	-3	-3	-3	-3	-3						3.30		
2	CSp3		2.30	0.46	3	2	2	2	2	2					2.76		
3	2A		3.30	0.66	2	2	2	1	2						3.96		
4	3F+2T		6.60	0.53	0	1	2	1	1						7.13		
5	CCoSp3		3.00	0.40	2	1	0	1	2						3.40		
6	StSq3		3.30	0.66	1	2	2	2	2						3.96		
7	FSSp3		2.60	0.43	2	1	1	2	2						3.03		
			25.82													27.54	
Program Components				Factor													
Composition				1.33	5.50	6.25	6.50	6.25	6.25							6.25	
Presentation				1.33	5.75	6.00	6.50	6.00	6.50							6.17	
Skating Skills				1.33	5.75	6.25	6.25	6.50	6.50							6.33	
Judges Total Program Component Score (factored)																24.94	
Deductions:		Time violation		-1.00												-1.00	

Rank	Name					Nation	Starting Number	Total Segment Score		Total Element Score		Total Program Component Score (factored)			Total Deductions			
5	Barbora VRANKOVA					CZE	2	51.42		26.80		25.62			-1.00			
#	Executed Elements	Info	Base Value	GOE	J1	J2	J3	J4	J5	J6	J7	J8	J9	Ref.	Scores of Panel			
1	3T+3T<	F	7.56	-2.10	-5	-5	-5	-5	-5						5.46			
2	2A		3.30	0.11	1	0	2	0	0						3.41			
3	FSSp4		3.00	0.40	2	2	1	1	1						3.40			
4	3Lo<	<	4.31	-1.44	-4	-4	-3	-3	-5						2.87			
5	StSq4		3.90	0.91	3	3	2	2	2						4.81			
6	CCoSp4		3.50	0.47	2	1	1	2	1						3.97			
7	LSp3		2.40	0.48	2	1	2	2	2						2.88			
			27.97													26.80		
Program Components				Factor														
Composition				1.33	6.50	6.25	6.50	6.25	6.50								6.42	
Presentation				1.33	6.50	6.25	6.75	6.50	6.25								6.42	
Skating Skills				1.33	6.25	6.50	6.50	6.25	6.50								6.42	
Judges Total Program Component Score (factored)																25.62		
Deductions:		Falls	-1.00 (1)												-1.00			

14TH TIRNAVIA ICE CUP
JUDGES DETAILS PER SKATER
WOMEN SHORT PROGRAM

Rank	Name					Nation	Starting Number		Total Segment Score	Total Element Score		Total Program Component Score (factored)				Total Deductions
6	Yasmine Kimiko YAMADA					SUI	10		50.18	24.92		27.26				-2.00
#	Executed Elements	Info	Base Value	GOE	J1	J2	J3	J4	J5	J6	J7	J8	J9	Ref.	Scores of Panel	
1	3Lz+3T<	F	9.26	-2.95	-5	-5	-5	-5	-5						6.31	
2	2A		3.30	0.66	2	2	2	2	3						3.96	
3	CCoSp3		3.00	0.60	2	2	2	2	2						3.60	
4	3Lo<	F	4.31	x -1.96	-5	-5	-5	-5	-5						2.35	
5	LSp2		1.90	0.32	1	2	1	2	2						2.22	
6	StSq2		2.60	0.52	2	3	1	1	3						3.12	
7	FCSp3		2.80	0.56	2	2	2	2	3						3.36	
			27.17												24.92	
Program Components				Factor												
Composition				1.33	5.25	6.75	7.00	7.00	7.25						6.92	
Presentation				1.33	5.75	6.50	6.75	7.00	7.00						6.75	
Skating Skills				1.33	5.50	6.75	7.00	6.75	7.00						6.83	
Judges Total Program Component Score (factored)															27.26	
Deductions:		Falls	-2.00 (2)												-2.00	

Rank	Name				Nation	Starting Number	Total Segment Score		Total Element Score		Total Program Component Score (factored)				Total Deductions	
7	Vanesa SELMEKOVA				SVK	6	46.64		24.05		22.59				0.00	
#	Executed Elements	Info	Base Value	GOE	J1	J2	J3	J4	J5	J6	J7	J8	J9	Ref.	Scores of Panel	
1	3Lzq+2T	q	7.20	-0.79	0	-2	-1	-2	-1						6.41	
2	3F<<	<<	1.80	-0.90	-5	-5	-5	-4	-5						0.90	
3	FCSp4		3.20	0.43	2	2	1	0	1						3.63	
4	CCoSp4		3.50	0.70	2	3	2	1	2						4.20	
5	StSq2		2.60	0.17	-1	1	1	1	0						2.77	
6	2Aq	q	3.63	x -0.55	-1	-2	-1	-2	-2						3.08	
7	LSp4		2.70	0.36	3	1	2	1	1						3.06	
			24.63												24.05	
Program Components				Factor												
Composition				1.33	5.25	5.50	6.25	5.75	5.50						5.58	
Presentation				1.33	5.00	5.50	6.25	5.75	5.50						5.58	
Skating Skills				1.33	5.25	5.75	6.00	6.00	5.75						5.83	
Judges Total Program Component Score (factored)															22.59	
Deductions:																0.00

Rank	Name					Nation	Starting Number	Total Segment Score		Total Element Score		Total Program Component Score (factored)			Total Deductions
8	Laura SZCZESNA					POL	12	45.99		24.60		21.39			0.00
#	Executed Elements	Info	Base Value	GOE	J1	J2	J3	J4	J5	J6	J7	J8	J9	Ref.	Scores of Panel
1	3S+2T		5.60	0.43	1	1	1	1	1						6.03
2	3T		4.20	0.28	1	0	2	0	1						4.48
3	CCoSp3		3.00	0.10	0	0	0	1	1						3.10
4	2A	x	3.63	0.33	1	1	1	2	1						3.96
5	FCSp1		1.90	0.13	1	0	0	1	1						2.03
6	StSq2		2.60	0.09	-1	0	1	1	0						2.69
7	SSp3		2.10	0.21	1	1	1	2	1						2.31
			23.03												24.60
Program Components				Factor											
Composition				1.33	4.50	4.50	5.50	6.75	5.50						5.17
Presentation				1.33	4.50	4.75	5.75	6.75	5.50						5.33
Skating Skills				1.33	4.75	5.00	5.75	6.50	6.00						5.58
Judges Total Program Component Score (factored)														21.39	
Deductions:															0.00

14TH TIRNAVIA ICE CUP
JUDGES DETAILS PER SKATER
WOMEN SHORT PROGRAM

Rank	Name				Nation	Starting Number		Total Segment Score		Total Element Score		Total Program Component Score (factored)			Total Deductions	
9	Ivelina BAYCHEVA				BUL	9		43.23		22.61		20.62			0.00	
#	Executed Elements	Info	Base Value	GOE	J1	J2	J3	J4	J5	J6	J7	J8	J9	Ref.	Scores of Panel	
1	3Lz+2T	*	7.20	0.39	1	0	1	0	2						7.59	
2	1F*		0.00	0.00	-	-	-	-	-						0.00	
3	LSp3		2.40	0.08	0	0	1	1	0						2.48	
4	2A		3.63	x -1.32	-4	-5	-4	-4	-4						2.31	
5	FCSp3		2.80	0.37	1	2	1	1	2						3.17	
6	StSq2		2.60	0.26	2	1	1	1	0						2.86	
7	CCoSp4		3.50	0.70	2	2	2	2	1						4.20	
			22.13												22.61	
Program Components				Factor												
Composition				1.33	5.00	3.75	5.50	5.50	4.50						5.00	
Presentation				1.33	5.25	4.25	5.50	5.50	4.75						5.17	
Skating Skills				1.33	5.25	4.75	5.75	5.75	5.00						5.33	
Judges Total Program Component Score (factored)															20.62	
Deductions:															0.00	

Rank	Name				Nation	Starting Number	Total Segment Score		Total Element Score	Total Program Component Score (factored)				Total Deductions	
10	Mai HELSKE				FIN	7	37.31		16.15	22.16				-1.00	
#	Executed Elements	Info	Base Value	GOE	J1	J2	J3	J4	J5	J6	J7	J8	J9	Ref.	Scores of Panel
1	3T<+COMBO	F	3.36	-1.68	-5	-5	-5	-5	-5						1.68
2	1Lo*	*	0.00	0.00	-	-	-	-	-						0.00
3	CCoSp4		3.50	0.23	0	1	1	1	0						3.73
4	2A<<	<<	1.21	x -0.55	-5	-5	-5	-5	-5						0.66
5	StSq4		3.90	0.52	2	1	1	1	2						4.42
6	FSSp3		2.60	0.09	0	0	0	1	1						2.69
7	LSp4		2.70	0.27	1	1	1	2	0						2.97
			17.27												16.15
Program Components				Factor											
Composition				1.33	5.25	5.00	6.00	6.00	5.50						5.58
Presentation				1.33	5.25	4.75	6.00	6.00	5.25						5.50
Skating Skills				1.33	5.25	5.25	5.75	5.75	6.25						5.58
Judges Total Program Component Score (factored)															22.16
Deductions:		Falls	-1.00 (1)												-1.00

Rank	Name				Nation	Starting Number		Total Segment Score		Total Element Score		Total Program Component Score (factored)			Total Deductions		
11	Claudia MIFKOVICOVA				SVK	3		34.68		15.50		19.18			0.00		
#	Executed Elements	Info	Base Value	GOE	J1	J2	J3	J4	J5	J6	J7	J8	J9	Ref.	Scores of Panel		
1	3S<<	<<	1.30	-0.52	-4	-5	-4	-4	-4						0.78		
2	3Tq+2T	q	5.50	-1.26	-2	-3	-3	-3	-4						4.24		
3	FSSp4		3.00	0.10	0	0	1	1	0						3.10		
4	1A<<*	*	0.00	0.00	-	-	-	-	-						0.00		
5	CCoSp2		2.50	0.00	0	0	0	0	-1						2.50		
6	StSq2		2.60	0.00	0	-1	0	0	0						2.60		
7	LSp2		1.90	0.38	2	2	2	2	1						2.28		
			16.80												15.50		
Program Components				Factor													
Composition				1.33	4.75	4.25	5.25	5.75	4.75							4.92	
Presentation				1.33	4.50	4.25	5.25	5.75	4.50							4.75	
Skating Skills				1.33	4.50	4.50	5.00	5.25	4.75							4.75	
Judges Total Program Component Score (factored)															19.18		
Deductions:																0.00	

14TH TIRNAVIA ICE CUP
JUDGES DETAILS PER SKATER
WOMEN SHORT PROGRAM

Rank	Name				Nation		Starting Number		Total Segment Score		Total Element Score		Total Program Component Score (factored)		Total Deductions			
12	Genevieve SOMERVILLE				GBR		5		31.56		12.94		19.62		-1.00			
#	Executed Elements	Info	Base Value	GOE	J1	J2	J3	J4	J5	J6	J7	J8	J9	Ref.	Scores of Panel			
1	2A<	<	2.64	-0.53	-2	-2	-2	-2	-2						2.11			
2	3T<+COMBO	F	3.36	-1.68	-5	-5	-5	-5	-5						1.68			
3	1Lo*	*	0.00	0.00	-	-	-	-	-						0.00			
4	LSp3		2.40	0.16	1	0	2	1	-1						2.56			
5	StSq1		1.80	0.00	0	0	0	0	0						1.80			
6	CCoSp2V		1.88	0.38	2	2	2	2	1						2.26			
7	FCSp2		2.30	0.23	0	1	1	1	2						2.53			
			14.38												12.94			
Program Components				Factor														
	Composition			1.33	4.50	4.50	5.50	5.50	5.00						5.00			
	Presentation			1.33	4.50	4.25	5.50	5.25	4.50						4.75			
	Skating Skills			1.33	4.50	4.25	5.25	5.25	5.25						5.00			
Judges Total Program Component Score (factored)																	19.62	
Deductions:		Falls		-1.00 (1)												-1.00		

Legend:							
#	Sequence number	GOE	Grade of Execution	Jx	Judges (x=1-9)	Ref.	Referee
*	Invalid element	<	Under-rotated jump	<<	Downgraded jump		
x	Credit for highlight distribution, base value multiplied by 1.1			F	Fall	q	Jump landed on the quarter

14TH TIRNAVIA ICE CUP

JUDGES DETAILS PER SKATER

WOMEN FREE SKATING

Rank	Name				Nation	Starting Number		Total Segment Score	Total Element Score	Total Program Component Score (factored)				Total Deductions	
1	Stefanie PESENDORFER				AUT	9		106.44	53.70	52.74				0.00	
#	Executed Elements	Info	Base Value	GOE	J1	J2	J3	J4	J5	J6	J7	J8	J9	Ref.	Scores of Panel
1	3Lz		5.90	0.59	1	1	1	1	2						6.49
2	3Lo		4.90	0.49	3	1	1	0	1						5.39
3	CSp4		2.60	0.52	1	2	2	2	2						3.12
4	3F!<+1Eu+2S	<	6.04	-1.41	-4	-3	-3	-4	-3						4.63
5	ChSq1		3.00	0.67	2	2	1	1	1						3.67
6	3T+2T		5.50	0.00	0	0	0	0	0						5.50
7	FSSp3		2.60	0.26	0	1	1	1	1						2.86
8	3Flq	!	5.83 x	-1.06	0	-2	-2	-3	-2						4.77
9	2A+2T		5.06 x	0.33	2	1	1	0	1						5.39
10	StSq3		3.30	0.55	1	1	2	2	2						3.85
11	2A		3.63 x	0.55	2	2	2	0	1						4.18
12	CCoSp4		3.50	0.35	1	1	1	1	2						3.85
			51.86												53.70
Program Components				Factor											
Composition				2.67	6.25	6.50	6.75	6.75	6.25						6.50
Presentation				2.67	6.25	6.75	6.75	6.75	7.00						6.75
Skating Skills				2.67	6.25	6.50	6.50	6.50	6.75						6.50
Judges Total Program Component Score (factored)														52.74	
Deductions:															0.00

Rank	Name				Nation	Starting Number		Total Segment Score	Total Element Score	Total Program Component Score (factored)				Total Deductions	
2	Vanesa SELMEKOVA				SVK	6		101.39	56.12	46.27				-1.00	
#	Executed Elements	Info	Base Value	GOE	J1	J2	J3	J4	J5	J6	J7	J8	J9	Ref.	Scores of Panel
1	3Lz+2T		7.20	1.18	2	2	2	2	2						8.38
2	3Fq+2T+2Lo	q	8.30	-1.24	-1	-3	-2	-2	-4						7.06
3	3Lzq	q	5.90	-0.79	-1	-2	-1	-2	-1						5.11
4	3F		5.30	0.18	1	0	1	0	-1						5.48
5	2A		3.30	0.33	1	1	1	1	1						3.63
6	FCCoSp4V		2.63	0.17	1	1	0	1	0						2.80
7	3S+2A+SEQ		8.36 x	0.43	3	1	1	0	1						8.79
8	3Tq	F	4.62 x	-2.10	-5	-5	-5	-5	-5						2.52
9	ChSq1		3.00	0.50	0	1	1	1	1						3.50
10	StSq2		2.60	0.00	0	0	0	1	0						2.60
11	CCoSp4		3.50	0.35	1	1	1	1	1						3.85
12	LSp3		2.40	0.00	0	0	0	0	0						2.40
			57.11												56.12
Program Components				Factor											
Composition				2.67	5.25	5.25	6.25	6.25	5.75						5.75
Presentation				2.67	5.25	5.25	6.00	6.25	6.00						5.75
Skating Skills				2.67	5.50	5.50	6.00	6.00	6.00						5.83
Judges Total Program Component Score (factored)														46.27	
Deductions: Falls -1.00 (1)															-1.00

14TH TIRNAVIA ICE CUP
JUDGES DETAILS PER SKATER
WOMEN FREE SKATING

Rank	Name	Nation	Starting Number	Total Segment Score	Total Element Score	Total Program Component Score (factored)	Total Deductions
3	Barbora VRANKOVA	CZE	8	98.81	50.30	50.51	-2.00

#	Executed Elements	Info	Base Value	GOE	J1	J2	J3	J4	J5	J6	J7	J8	J9	Ref.	Scores of Panel
1	3F<	<	4.24	-1.84	-5	-4	-3	-4	-5						2.40
2	3Lz<	F	4.72	-2.36	-5	-5	-5	-5	-5						2.36
3	3Lo		4.90	0.65	2	1	1	0	2						5.55
4	2A+1Eu+2S		5.10	-0.11	0	0	0	-1	-1						4.99
5	FCCoSp4		3.50	0.23	1	0	0	1	1						3.73
6	3S+2A+SEQ		7.60	0.57	2	1	1	1	2						8.17
7	3T+2T		6.05	x 0.28	1	0	1	0	1						6.33
8	3Tq	F	4.62	x -2.10	-5	-5	-5	-5	-5						2.52
9	LSp2		1.90	0.19	1	1	1	1	0						2.09
10	ChSq1		3.00	0.67	3	0	2	1	1						3.67
11	StSq4		3.90	0.39	2	1	1	1	1						4.29
12	CCoSp4		3.50	0.70	2	2	2	2	1						4.20
			53.03												50.30
Program Components				Factor											
Composition				2.67	6.50	6.25	6.50	6.25	6.25						6.33
Presentation				2.67	6.50	6.00	6.25	6.25	6.00						6.17
Skating Skills				2.67	6.75	6.25	6.50	6.50	6.25						6.42
Judges Total Program Component Score (factored)															50.51

Deductions:	Falls	-2.00 (2)													-2.00
--------------------	-------	-----------	--	--	--	--	--	--	--	--	--	--	--	--	--------------

Rank	Name	Nation	Starting Number	Total Segment Score	Total Element Score	Total Program Component Score (factored)	Total Deductions
4	Shaline RUEGGER	SUI	10	98.29	48.02	50.27	0.00

#	Executed Elements	Info	Base Value	GOE	J1	J2	J3	J4	J5	J6	J7	J8	J9	Ref.	Scores of Panel
1	3Lo		4.90	0.00	0	0	1	0	0						4.90
2	3S+2T		5.60	0.00	0	0	0	0	0						5.60
3	3Tq	q	4.20	-1.40	-4	-3	-3	-4	-3						2.80
4	3S		4.30	-1.43	-4	-3	-3	-3	-4						2.87
5	FSSp3		2.60	0.00	0	0	0	0	0						2.60
6	ChSq1		3.00	0.50	1	1	1	0	1						3.50
7	2A+1Eu+2F		6.16	x 0.00	0	0	0	0	1						6.16
8	3T+2T		6.05	x 0.00	-1	0	0	0	1						6.05
9	2A		3.63	x 0.11	0	1	0	0	2						3.74
10	StSq3		3.30	0.33	1	1	1	1	1						3.63
11	CCoSp3		3.00	0.20	0	0	1	1	1						3.20
12	LSp4		2.70	0.27	1	1	1	1	0						2.97
			49.44												48.02
Program Components				Factor											
Composition				2.67	6.00	6.00	6.25	6.25	6.25						6.17
Presentation				2.67	6.00	6.25	6.50	6.25	6.50						6.33
Skating Skills				2.67	6.00	6.00	6.50	6.50	6.75						6.33
Judges Total Program Component Score (factored)															50.27

Deductions:															0.00
--------------------	--	--	--	--	--	--	--	--	--	--	--	--	--	--	-------------

14TH TIRNAVIA ICE CUP
JUDGES DETAILS PER SKATER
WOMEN FREE SKATING

Rank	Name				Nation	Starting Number		Total Segment Score	Total Element Score	Total Program Component Score (factored)				Total Deductions	
5	Yasmine Kimiko YAMADA				SUI	7		89.71	39.89	49.82				0.00	
#	Executed Elements	Info	Base Value	GOE	J1	J2	J3	J4	J5	J6	J7	J8	J9	Ref.	Scores of Panel
1	2A		3.30	0.99	3	3	3	2	3						4.29
2	2Lz		2.10	-0.84	-4	-5	-3	-4	-4						1.26
3	2Lo		1.70	0.00	0	0	0	0	0						1.70
4	3S		4.30	0.57	2	1	2	1	1						4.87
5	FCSp3		2.80	0.56	2	2	2	2	2						3.36
6	ChSq1		3.00	0.83	2	2	2	1	1						3.83
7	3T+2T		6.05	x 0.42	1	1	2	0	1						6.47
8	3Lz<	<	5.19	x -2.36	-5	-5	-5	-4	-5						2.83
9	1Lo+2Aq+SEQ	q	4.18	x -1.32	-5	-4	-4	-4	-4						2.86
10	StSq2		2.60	0.43	2	2	1	1	2						3.03
11	LSp2		1.90	0.19	0	2	1	1	1						2.09
12	CCoSp3		3.00	0.30	1	1	1	2	1						3.30
			40.12												39.89
Program Components				Factor											
Composition				2.67	6.00	6.50	6.50	5.75	5.75						6.08
Presentation				2.67	6.00	6.25	6.75	5.50	5.75						6.00
Skating Skills				2.67	6.25	6.75	6.75	5.75	6.75						6.58
Judges Total Program Component Score (factored)															49.82
Deductions:															0.00
Rank	Name				Nation	Starting Number		Total Segment Score	Total Element Score	Total Program Component Score (factored)				Total Deductions	
6	Dasa GRM				SLO	12		87.18	36.23	52.95				-2.00	
#	Executed Elements	Info	Base Value	GOE	J1	J2	J3	J4	J5	J6	J7	J8	J9	Ref.	Scores of Panel
1	1A		1.10	0.11	1	2	2	0	0						1.21
2	3Lz+2T		7.20	-0.79	-2	-1	-1	-2	-1						6.41
3	3F<	F	4.24	-2.12	-5	-5	-5	-5	-5						2.12
4	ChSq1		3.00	1.00	2	3	2	1	2						4.00
5	2F		1.80	0.06	1	1	0	0	0						1.86
6	FSSp2		2.30	-0.54	-4	-3	-2	-2	-2						1.76
7	3Tq	F	4.62	x -2.10	-5	-5	-5	-5	-5						2.52
8	3T<+COMBO+2S*	*	3.70	x -1.57	-5	-5	-4	-4	-5						2.13
9	2F		1.98	x 0.00	0	1	0	0	0						1.98
10	FCCoSp4		3.50	0.35	1	0	1	1	1						3.85
11	CCoSp4		3.50	0.47	2	1	2	1	1						3.97
12	StSq4		3.90	0.52	3	1	2	1	1						4.42
			40.84												36.23
Program Components				Factor											
Composition				2.67	6.50	6.75	7.00	6.75	6.25						6.67
Presentation				2.67	6.50	6.50	7.25	6.75	6.00						6.58
Skating Skills				2.67	6.50	6.50	6.75	6.75	6.50						6.58
Judges Total Program Component Score (factored)															52.95
Deductions: Falls															-2.00
															(2)
															-2.00

14TH TIRNAVIA ICE CUP
JUDGES DETAILS PER SKATER
WOMEN FREE SKATING

Rank	Name				Nation	Starting Number		Total Segment Score	Total Element Score	Total Program Component Score (factored)				Total Deductions	
7	Olivia LISKO				FIN	11		77.40	32.22	45.18				0.00	
#	Executed Elements	Info	Base Value	GOE	J1	J2	J3	J4	J5	J6	J7	J8	J9	Ref.	Scores of Panel
1	2T		1.30	0.09	1	1	1	0	0						1.39
2	3Lo		4.90	-1.63	-4	-3	-3	-3	-4						3.27
3	ChSq1		3.00	0.50	1	1	1	0	2						3.50
4	1Lz		0.60	-0.08	-2	-1	-1	-1	-2						0.52
5	FSSp4		3.00	0.30	1	1	1	1	2						3.30
6	1F		0.50	-0.17	-4	-3	-3	-4	-3						0.33
7	A+1Eu+2S		1.98	x -0.35	-3	-2	-2	-3	-5						1.63
8	3S		4.73	x -0.29	0	0	-1	-1	-1						4.44
9	LSp2		1.90	0.06	1	0	1	0	0						1.96
10	StSq2		2.60	0.26	1	1	1	1	1						2.86
11	2A+2T		5.06	x 0.11	1	0	1	0	0						5.17
12	CCoSp4		3.50	0.35	1	1	1	1	1						3.85
			33.07												32.22
Program Components				Factor											
Composition				2.67	5.75	5.50	5.50	5.75	6.50						5.67
Presentation				2.67	5.25	3.75	5.50	5.75	5.75						5.50
Skating Skills				2.67	5.50	5.25	5.75	6.00	6.25						5.75
Judges Total Program Component Score (factored)															45.18
Deductions:															0.00

Rank	Name				Nation	Starting Number		Total Segment Score	Total Element Score	Total Program Component Score (factored)				Total Deductions	
8	Ivelina BAYCHEVA				BUL	4		70.32	32.96	39.36				-2.00	
#	Executed Elements	Info	Base Value	GOE	J1	J2	J3	J4	J5	J6	J7	J8	J9	Ref.	Scores of Panel
1	3Lz+2T		7.20	0.59	1	0	1	2	1						7.79
2	3Fq		5.30	-2.65	-5	-5	-5	-4	-5						2.65
3	3F<+REP		2.97	-2.12	-5	-5	-5	-5	-5						0.85
4	FCSp4		3.20	0.64	2	2	1	2	2						3.84
5	A		0.00	0.00	-	-	-	-	-						0.00
6	1Lz		0.66	x -0.06	-1	0	-1	-1	-2						0.60
7	StSq2		2.60	0.09	1	0	0	1	0						2.69
8	2Lz+2T		3.74	x 0.07	1	0	1	0	0						3.81
9	LSp3		2.40	0.48	2	2	2	2	2						2.88
10	ChSq1		3.00	0.00	0	0	0	1	0						3.00
11	2F		1.98	x 0.12	1	1	1	0	0						2.10
12	CCoSp2		2.50	0.25	1	1	1	1	1						2.75
			35.55												32.96
Program Components				Factor											
Composition				2.67	4.75	4.75	4.75	5.75	5.00						4.83
Presentation				2.67	5.00	4.75	4.75	5.50	4.75						4.83
Skating Skills				2.67	4.75	5.25	5.00	5.00	5.75						5.08
Judges Total Program Component Score (factored)															39.36
Deductions:															
Time violation				-1.00	Falls		-1.00 (1)							-2.00	

14TH TIRNAVIA ICE CUP
JUDGES DETAILS PER SKATER
WOMEN FREE SKATING

Rank	Name	Nation	Starting Number	Total Segment Score	Total Element Score	Total Program Component Score (factored)	Total Deductions
9	Mai HELSKE	FIN	3	68.35	27.66	42.69	-2.00

#	Executed Elements	Info	Base Value	GOE	J1	J2	J3	J4	J5	J6	J7	J8	J9	Ref.	Scores of Panel
1	2A<<	<<	1.10	-0.55	-5	-5	-5	-5	-5						0.55
2	3Lo<	F	3.92	-1.96	-5	-5	-5	-5	-5						1.96
3	3T<	F	3.36	-1.68	-5	-5	-5	-5	-5						1.68
4	FSSp3		2.60	0.26	1	1	1	1	1						2.86
5	2Lz		2.10	0.07	0	1	0	0	1						2.17
6	1T		0.40	-0.12	-3	-5	-4	-2	-2						0.28
7	2F+1Eu+2S		3.96	x 0.06	0	1	0	0	1						4.02
8	StSq2		2.60	0.17	1	1	1	0	0						2.77
9	3T<+REP	<	2.59	x -1.12	-4	-4	-3	-3	-3						1.47
10	LSp4		2.70	0.18	1	1	1	0	0						2.88
11	ChSq1		3.00	0.17	0	1	1	0	-1						3.17
12	CCoSp4		3.50	0.35	1	2	1	0	1						3.85
			31.83												27.66
Program Components			Factor												
Composition				2.67	5.00	5.25	5.50	5.50	5.25						5.33
Presentation				2.67	5.00	4.50	5.50	5.25	5.00						5.08
Skating Skills				2.67	5.25	5.50	5.75	5.50	6.00						5.58
Judges Total Program Component Score (factored)															42.69

Deductions:	Falls	-2.00	(2)												-2.00
-------------	-------	-------	-----	--	--	--	--	--	--	--	--	--	--	--	--------------

Rank	Name	Nation	Starting Number	Total Segment Score	Total Element Score	Total Program Component Score (factored)	Total Deductions
10	Laura SZCZESNA	POL	5	62.37	28.66	34.71	-1.00

#	Executed Elements	Info	Base Value	GOE	J1	J2	J3	J4	J5	J6	J7	J8	J9	Ref.	Scores of Panel
1	3Lo<	F	3.92	-1.96	-5	-5	-5	-5	-5						1.96
2	3T		4.20	-1.82	-5	-4	-3	-5	-4						2.38
3	FCSp2		2.30	0.23	1	2	1	1	1						2.53
4	3S+2T		5.60	0.00	0	0	0	0	0						5.60
5	2A		3.30	0.00	-1	-1	1	0	1						3.30
6	CCoSp1V		1.50	-0.20	-1	-1	-2	-1	-3						1.30
7	3S<<	<<	1.43	x -0.65	-5	-5	-5	-5	-5						0.78
8	StSq1		1.80	-0.36	-2	-2	-2	0	-2						1.44
9	2Lo+1Eu+2S		3.85	x -0.06	0	-1	0	-2	0						3.79
10	2F		1.98	x 0.00	0	0	0	0	-1						1.98
11	SSp2		1.60	0.00	0	0	0	1	0						1.60
12	ChSq1		3.00	-1.00	-2	-3	0	-1	-3						2.00
			34.48												28.66
Program Components			Factor												
Composition				2.67	4.25	3.25	4.75	4.75	3.50						4.17
Presentation				2.67	4.00	3.00	4.50	4.50	2.75						3.83
Skating Skills				2.67	4.75	5.25	5.25	5.00	4.50						5.00
Judges Total Program Component Score (factored)															34.71

Deductions:	Falls	-1.00	(1)												-1.00
-------------	-------	-------	-----	--	--	--	--	--	--	--	--	--	--	--	--------------

14TH TIRNAVIA ICE CUP

JUDGES DETAILS PER SKATER

WOMEN FREE SKATING

Rank	Name	Nation	Starting Number	Total Segment Score	Total Element Score	Total Program Component Score (factored)								Total Deductions	
11	Claudia MIFKOVICOVA	SVK	2	54.48	21.65	33.83								-1.00	
#	Executed Elements	Info	Base Value	GOE	J1	J2	J3	J4	J5	J6	J7	J8	J9	Ref.	Scores of Panel
1	2A<	<	2.64	-1.32	-5	-5	-5	-4	-5						1.32
2	3T<+1T	<	3.76	-1.68	-5	-5	-5	-4	-5						2.08
3	2Lo		1.70	-0.17	-1	-1	-1	-1	-1						1.53
4	2S<<	<<	0.40	-0.20	-5	-5	-5	-5	-5						0.20
5	3T<	F	3.36	-1.68	-5	-5	-5	-5	-5						1.68
6	FSSp3		2.60	0.00	0	0	0	0	0						2.60
7	StSq1		1.80	-0.24	-3	-2	0	0	-2						1.56
8	2F+1Eu+1S	x	2.97	-0.30	-3	-1	-1	-4	-1						2.67
9	CCoSp1		2.00	-0.07	-1	0	0	0	-1						1.93
10	1F+1T	x	0.99	0.00	0	0	0	0	0						0.99
11	ChSq1		3.00	0.00	0	0	0	0	-1						3.00
12	LSp2		1.90	0.19	1	1	1	1	1						2.09
			27.12												21.65
Program Components				Factor											
Composition				2.67	3.50	3.75	5.00	5.25	3.75						4.17
Presentation				2.67	3.50	3.75	4.75	5.25	3.25						4.00
Skating Skills				2.67	3.75	4.25	4.75	5.00	4.50						4.50
Judges Total Program Component Score (factored)															33.83
Deductions:		Falls		-1.00	(1)										-1.00

Legend:

#	Sequence number	GOE	Grade of Execution	Jx	Judges (x=1-9)	Ref.	Referee
*	Invalid element	<	Under-rotated jump	<<	Downgraded jump		
x	Credit for highlight distribution, base value multiplied by 1.1			!	Not clear edge	REP	Jump repetition
F	Fall	q	Jump landed on the quarter				

14TH TIRNAVIA ICE CUP

JUNIOR MEN

City Ice Rink	29 OCT 2022	18:25	Short Program
	30 OCT 2022	12:15	Free Skating

Size of Skating Arena:	30m*60m
Ice Conditions:	very good
Number of Entries:	10
Number of Participants:	10

Entry Withdrawn:

Short Program			
Duration:	2:40	+/- 10 seconds	
Segment Factor:	1.00		
Program Component Factors:	Composition	1.67	
	Presentation	1.67	
	Skating Skills	1.67	

Free Skating			
Duration:	3:30	+/- 10 seconds	
Segment Factor:	1.00		
Program Component Factors:	Composition	3.33	
	Presentation	3.33	
	Skating Skills	3.33	

14TH TIRNAVIA ICE CUP
PANEL OF JUDGES
JUNIOR MEN
Officials

Technical Controller	Ms. Oksana DOLHOPOLOVA	UKR
Technical Specialist	Ms. Zuzana DRNZIKOVA	ISU
Technical Specialist	Ms. Kerstin Katharina FRANK	AUT

Judges

Referee	Mr. Slobodan DELIC	ISU
Judge No. 1	Ms. Lisa-Maria SCHATZMANN	AUT
Judge No. 2	Ms. Terez BAGO	HUN
Judge No. 3	Mr. Martin OSMERA	CZE
Judge No. 4	Ms. Hedviga FIALKOVA	SVK
Judge No. 5	Ms. Miluse SAFRANKOVA	CZE

Data/Replay Operator

Data Operator	Ms. Katarina KELSCHOVA	SVK
Replay Operator	Ms. Wanda STANKOVIANSKA	ISU

14TH TIRNAVIA ICE CUP
RESULTS
JUNIOR MEN

Pl.	Name	Nation	Total Score	SP	FS
1	Vadym NOVIKOV	UKR	173.22	1	1
2	Marko PILIAR	SVK	155.20	2	2
3	Daniel KORABELNIK	LTU	133.34	5	3
4	Tim ENGLAND	GER	129.90	3	4
5	Daniel RUIS	AUT	119.83	8	5
6	Dmitry RUDENKO	SVK	117.98	6	6
7	Matej KLESAL	CZE	112.50	4	9
8	Jozef CURMA	SVK	112.25	7	8
9	Vojtech WARISCH	CZE	105.50	9	7
10	Michal FUCHS	SVK	93.84	10	10


Mr. Slobodan DELIC, ISU
 Referee


Ms. Oksana DOLHOPOLOVA, UKR
 Technical Controller

Legend:

FS Free Skating

SP Short Program

Pl. Place

14TH TIRNAVIA ICE CUP

JUDGES DETAILS PER SKATER

JUNIOR MEN SHORT PROGRAM

Rank	Name					Nation	Starting Number	Total Segment Score		Total Element Score		Total Program Component Score (factored)			Total Deductions		
1	Vadym NOVIKOV					UKR	2	59.99		29.93		30.06			0.00		
#	Executed Elements	Info	Base Value	GOE	J1	J2	J3	J4	J5	J6	J7	J8	J9	Ref.	Scores of Panel		
1	3Lz+3T		10.10	0.59	1	1	1	1	2						10.69		
2	3Lo		4.90	-0.16	-1	0	0	-2	0						4.74		
3	FCSp3		2.80	-0.09	0	-1	-1	0	1						2.71		
4	StSq3		3.30	0.66	2	1	2	2	2						3.96		
5	2A	x	3.63	0.55	2	0	1	3	2						4.18		
6	CCoSp2V		1.88	0.19	0	1	1	1	2						2.07		
7	CSSp1		1.90	-0.32	-2	0	-2	-2	-1						1.58		
			28.51												29.93		
Program Components				Factor													
Composition				1.67	5.75	6.25	6.00	6.00	6.25							6.08	
Presentation				1.67	6.00	6.00	5.75	5.75	6.25							5.92	
Skating Skills				1.67	6.00	6.00	6.00	6.00	6.50							6.00	
Judges Total Program Component Score (factored)															30.06		
Deductions:															0.00		

Rank	Name				Nation	Starting Number		Total Segment Score		Total Element Score		Total Program Component Score (factored)			Total Deductions		
2	Marko PILIAR				SVK	7		56.46		26.86		30.60			-1.00		
#	Executed Elements	Info	Base Value	GOE	J1	J2	J3	J4	J5	J6	J7	J8	J9	Ref.	Scores of Panel		
1	3Lo	F	4.90	0.49	1	1	0	1	1						5.39		
2	3F<+COMBO		4.24	-2.12	-5	-5	-5	-5	-5						2.12		
3	CSSp3		2.60	0.35	1	2	1	2	1						2.95		
4	FCSp4		3.20	0.75	2	2	3	3	2						3.95		
5	StSq3		3.30	0.66	2	2	2	2	2						3.96		
6	2A		3.63	x 0.66	2	1	2	2	2						4.29		
7	CCoSp4		3.50	0.70	1	2	2	2	2						4.20		
			25.37												26.86		
Program Components				Factor													
Composition				1.67	5.75	6.75	5.75	6.00	6.50							6.08	
Presentation				1.67	6.00	6.50	6.00	5.75	6.50							6.17	
Skating Skills				1.67	6.00	6.25	6.00	6.00	6.75							6.08	
Judges Total Program Component Score (factored)															30.60		
Deductions:		Falls	-1.00 (1)												-1.00		

Rank	Name				Nation	Starting Number		Total Segment Score		Total Element Score		Total Program Component Score (factored)			Total Deductions		
3	Tim ENGLAND				GER	10		45.73		18.45		27.28			0.00		
#	Executed Elements	Info	Base Value	GOE	J1	J2	J3	J4	J5	J6	J7	J8	J9	Ref.	Scores of Panel		
1	2A	* q	3.30	0.66	2	2	3	2	2						3.96		
2	2Lz+COMBO+3T<*		2.10	-1.05	-5	-5	-5	-5	-5						1.05		
3	FCSp3		2.80	0.28	1	1	1	1	1						3.08		
4	2Loq		1.87	x -0.45	-2	-3	-3	-2	-5						1.42		
5	CSSp2		2.30	-0.08	0	0	-1	-1	1						2.22		
6	StSq3		3.30	0.22	1	1	1	0	0						3.52		
7	CCoSp3		3.00	0.20	1	0	1	0	1						3.20		
			18.67												18.45		
Program Components				Factor													
Composition				1.67	5.50	5.75	5.50	5.25	5.75							5.58	
Presentation				1.67	4.75	5.75	5.00	5.00	5.75							5.25	
Skating Skills				1.67	5.25	5.75	5.50	5.25	5.75							5.50	
Judges Total Program Component Score (factored)														27.28			
Deductions:															0.00		

14TH TIRNAVIA ICE CUP
JUDGES DETAILS PER SKATER
JUNIOR MEN SHORT PROGRAM

Rank	Name					Nation	Starting Number		Total Segment Score	Total Element Score		Total Program Component Score (factored)			Total Deductions
4	Matej KLESAL					CZE	4		45.29	20.37		24.92			0.00
#	Executed Elements	Info	Base Value	GOE	J1	J2	J3	J4	J5	J6	J7	J8	J9	Ref.	Scores of Panel
1	2A	<<	3.30	0.33	1	1	1	2	1						3.63
2	3S+2T		5.60	-0.43	-1	-1	-1	-2	0						5.17
3	FCSp3		2.80	0.00	0	1	0	-1	0						2.80
4	3Lo<<		1.87	x -0.74	-5	-4	-4	-5	-4						1.13
5	CCoSp3		3.00	-0.20	-1	0	-1	-3	0						2.80
6	StSq1		1.80	0.18	0	1	1	1	1						1.98
7	CSSp3		2.60	0.26	0	1	1	1	1						2.86
			20.97												20.37
Program Components				Factor											
Composition				1.67	4.25	5.75	5.00	4.25	5.25						4.83
Presentation				1.67	4.50	5.50	5.00	4.50	5.25						4.92
Skating Skills				1.67	5.25	5.50	4.75	3.50	5.50						5.17
Judges Total Program Component Score (factored)															24.92
Deductions:															0.00

Rank	Name	Nation	Starting Number	Total Segment Score	Total Element Score	Total Program Component Score (factored)								Total Deductions		
5	Daniel KORABELNIK	LTU	3	43.20	20.95	23.25								-1.00		
#	Executed Elements	Info	Base Value	GOE	J1	J2	J3	J4	J5	J6	J7	J8	J9	Ref.	Scores of Panel	
1	3Lo	F	4.90	-2.45	-5	-5	-5	-5	-5						2.45	
2	3Lz+2T		7.20	-1.57	-3	-2	-3	-3	-2						5.63	
3	CSSp3		2.60	0.00	0	0	0	-1	0						2.60	
4	StSq2		2.60	-0.17	0	0	-2	-2	0						2.43	
5	2A	x	3.63	0.00	0	0	0	0	0						3.63	
6	FCSp1		1.90	-0.19	-1	-1	-1	-2	0						1.71	
7	CCoSp2		2.50	0.00	0	0	0	-1	0						2.50	
			25.33												20.95	
Program Components				Factor												
Composition				1.67	4.75	4.75	4.50	4.25	5.25							4.67
Presentation				1.67	4.75	4.75	4.25	3.75	5.00							4.58
Skating Skills				1.67	4.50	5.00	4.50	4.25	5.25							4.67
Judges Total Program Component Score (factored)															23.25	
Deductions:		Falls	-1.00 (1)												-1.00	

Rank	Name				Nation	Starting Number	Total Segment Score		Total Element Score		Total Program Component Score (factored)				Total Deductions
6	Dmitry RUDENKO				SVK	8	41.17		16.80		24.37				0.00
#	Executed Elements	Info	Base Value	GOE	J1	J2	J3	J4	J5	J6	J7	J8	J9	Ref.	Scores of Panel
1	2A	*	3.30	0.22	0	0	1	1	1						3.52
2	3Lzq+COMBO+2T*		5.90	-2.95	-5	-5	-5	-5	-5						2.95
3	CSSp3		2.60	0.09	1	0	1	0	0						2.69
4	2Lo		1.87	x -0.74	-4	-5	-4	-4	-5						1.13
5	FCSp1		1.90	0.00	-1	0	0	0	0						1.90
6	StSq2		2.60	0.09	-1	1	1	0	0						2.69
7	CCoSp2		2.50	-0.58	-2	-3	-2	-3	-1						1.92
			20.67												16.80
Program Components				Factor											
Composition				1.67	3.50	5.25	5.00	4.75	5.00						4.92
Presentation				1.67	3.75	5.00	5.00	4.75	5.00						4.92
Skating Skills				1.67	3.75	5.00	5.00	4.25	5.25						4.75
Judges Total Program Component Score (factored)														24.37	
Deductions:															0.00

14TH TIRNAVIA ICE CUP
JUDGES DETAILS PER SKATER
JUNIOR MEN SHORT PROGRAM

Rank	Name				Nation	Starting Number		Total Segment Score		Total Element Score		Total Program Component Score (factored)			Total Deductions		
7	Jozef CURMA				SVK	9		41.06		15.62		26.44			-1.00		
#	Executed Elements	Info	Base Value	GOE	J1	J2	J3	J4	J5	J6	J7	J8	J9	Ref.	Scores of Panel		
1	2Aq	q	3.30	-0.99	-3	-2	-3	-4	-3						2.31		
2	FCSp2		2.30	0.23	1	1	1	1	0						2.53		
3	3S<<+2T	<<	2.60	-0.39	-3	-3	-3	-3	-3						2.21		
4	StSq2	F	2.60	-1.21	-5	-5	-4	-4	-5						1.39		
5	CSSp2		2.30	-0.08	-1	0	0	0	-1						2.22		
6	2Lo		1.87	x -0.11	0	-1	-1	-1	0						1.76		
7	CCoSp3		3.00	0.20	0	0	1	1	1						3.20		
			17.97												15.62		
Program Components				Factor													
Composition				1.67	3.75	5.25	5.50	5.25	5.50							5.33	
Presentation				1.67	4.00	5.25	5.25	5.50	5.25							5.25	
Skating Skills				1.67	4.50	5.00	5.25	5.50	5.50							5.25	
Judges Total Program Component Score (factored)																26.44	
Deductions:		Falls	-1.00 (1)												-1.00		

Rank	Name				Nation	Starting Number		Total Segment Score		Total Element Score		Total Program Component Score (factored)			Total Deductions		
8	Daniel RUIS				AUT	5		36.63		14.69		23.94			-2.00		
#	Executed Elements	Info	Base Value	GOE	J1	J2	J3	J4	J5	J6	J7	J8	J9	Ref.	Scores of Panel		
1	2Aq	q	3.30	-0.55	-2	-2	-1	-1	-2						2.75		
2	FCSp2		2.30	0.23	1	1	1	1	1						2.53		
3	2S+2T*	*	1.30	-0.65	-5	-5	-5	-5	-5						0.65		
4	3Lo<<	F	1.87	x -0.85	-5	-5	-5	-5	-5						1.02		
5	CSSp3		2.60	-0.35	-1	-1	-2	-3	-1						2.25		
6	StSq2		2.60	0.09	-1	1	0	0	1						2.69		
7	CCoSp3		3.00	-0.20	0	-1	-1	-3	0						2.80		
			16.97												14.69		
Program Components				Factor													
Composition				1.67	4.75	4.50	5.00	4.75	5.00								4.83
Presentation				1.67	4.50	4.25	4.75	4.50	4.75								4.58
Skating Skills				1.67	5.00	4.75	5.00	4.75	5.00								4.92
Judges Total Program Component Score (factored)																	23.94
Deductions:		Time violation		-1.00	Falls				-1.00 (1)								-2.00

14TH TIRNAVIA ICE CUP

JUDGES DETAILS PER SKATER

JUNIOR MEN SHORT PROGRAM

Rank	Name					Nation	Starting Number	Total Segment Score	Total Element Score	Total Program Component Score (factored)				Total Deductions	
9	Vojtech WARISCH					CZE	1	34.25	17.58	17.67				-1.00	
#	Executed Elements	Info	Base Value	GOE	J1	J2	J3	J4	J5	J6	J7	J8	J9	Ref.	Scores of Panel
1	3Lo	F	4.90	-2.45	-5	-5	-5	-5	-5						2.45
2	3S+2T		5.60	-1.00	-2	-3	-1	-2	-3						4.60
3	2A		3.30	0.00	0	0	0	0	0						3.30
4	FCSp1		1.90	-0.63	-3	-3	-4	-4	-2						1.27
5	CCoSp2V		1.88	-0.25	0	-2	-2	-3	0						1.63
6	StSq2		2.60	-0.35	0	-1	-2	-3	-1						2.25
7	CSSp3		2.60	-0.52	-2	0	-2	-3	-2						2.08
			22.78												17.58
Program Components				Factor											
Composition				1.67	3.75	3.25	3.50	3.50	4.25						3.58
Presentation				1.67	3.75	3.00	3.00	2.75	4.00						3.25
Skating Skills				1.67	4.25	3.50	3.50	3.25	4.25						3.75
Judges Total Program Component Score (factored)															17.67
Deductions:		Falls	-1.00 (1)												-1.00

Rank	Name				Nation	Starting Number		Total Segment Score		Total Element Score		Total Program Component Score (factored)			Total Deductions			
10	Michal FUCHS				SVK	6		32.61		14.70		19.91			-2.00			
#	Executed Elements	Info	Base Value	GOE	J1	J2	J3	J4	J5	J6	J7	J8	J9	Ref.	Scores of Panel			
1	3F<+COMBO	F	4.24	-2.12	-5	-5	-5	-5	-5						2.12			
2	3Lo<	<	3.92	-1.18	-3	-2	-3	-3	-3						2.74			
3	FCSp1		1.90	-0.70	-4	-3	-4	-4	-2						1.20			
4	StSq1		1.80	0.18	1	1	1	1	0						1.98			
5	2Aq	q	3.63	-1.21	-3	-4	-4	-3	-4						2.42			
6	CCoSp2		2.50	-0.25	-1	-1	-1	-2	0						2.25			
7	CSSp3		2.60	-0.61	-2	-2	-3	-3	-2						1.99			
			20.59													14.70		
Program Components				Factor														
Composition				1.67	3.75	3.75	4.00	4.00	4.75								3.92	
Presentation				1.67	3.50	3.50	4.00	4.00	4.75								3.83	
Skating Skills				1.67	4.25	4.00	4.00	4.25	5.00								4.17	
Judges Total Program Component Score (factored)																19.91		
Deductions:		Time violation		-1.00	Falls				-1.00 (1)								-2.00	

Legend:							
#	Sequence number	GOE	Grade of Execution	Jx	Judges (x=1-9)	Ref.	Referee
*	Invalid element	<	Under-rotated jump	<<	Downgraded jump		
x	Credit for highlight distribution, base value multiplied by 1.1			!	Not clear edge	F	Fall
q	Jump landed on the quarter						

14TH TIRNAVIA ICE CUP
JUDGES DETAILS PER SKATER
JUNIOR MEN FREE SKATING

Rank	Name	Nation	Starting Number	Total Segment Score	Total Element Score	Total Program Component Score (factored)	Total Deductions
1	Vadym NOVIKOV	UKR	10	113.23	53.86	59.37	0.00

#	Executed Elements	Info	Base Value	GOE	J1	J2	J3	J4	J5	J6	J7	J8	J9	Ref.	Scores of Panel
1	3Lz+2T		7.20	0.98	2	1	2	1	2						8.18
2	3F+2A+2T+SEQ		9.90	0.53	2	0	1	1	1						10.43
3	3Lz+3T		10.10	0.00	0	-2	0	0	0						10.10
4	3Loq	q	4.90	-1.14	-2	-2	-2	-3	-3						3.76
5	CCSp3		2.80	0.28	1	1	1	0	1						3.08
6	3F		5.83	x -1.59	-3	-3	-4	-3	-3						4.24
7	2S		1.43	x 0.00	0	0	0	0	0						1.43
8	ChSq1		3.00	0.50	0	1	1	1	1						3.50
9	2A		3.63	x 0.55	3	0	2	2	1						4.18
10	CCoSp2		2.50	0.08	0	0	0	2	1						2.58
11	FSSp2		2.30	0.08	0	0	0	1	1						2.38
			53.59												53.86
Program Components			Factor												
Composition			3.33		5.75	6.00	5.75	5.00	6.75						5.83
Presentation			3.33		5.75	6.25	5.75	5.50	6.75						5.92
Skating Skills			3.33		6.25	6.00	6.00	6.00	6.75						6.08
Judges Total Program Component Score (factored)															59.37
Deductions:															0.00

Rank	Name	Nation	Starting Number	Total Segment Score	Total Element Score	Total Program Component Score (factored)	Total Deductions
2	Marko PILIAR	SVK	9	98.74	43.69	56.05	-1.00

#	Executed Elements	Info	Base Value	GOE	J1	J2	J3	J4	J5	J6	J7	J8	J9	Ref.	Scores of Panel
1	3F		5.30	0.00	0	1	0	0	0						5.30
2	2A		3.30	0.44	0	1	1	2	2						3.74
3	3Lo+2T		6.20	0.00	0	0	0	-1	1						6.20
4	3S		4.30	0.00	0	0	0	0	0						4.30
5	FCCoSp3V		2.25	0.08	0	1	0	0	1						2.33
6	3T+2T		6.05	x -0.28	-2	0	0	-2	0						5.77
7	ChSq1		3.00	0.67	0	1	2	2	1						3.67
8	3T		4.62	x -0.84	-3	-2	-3	-1	0						3.78
9	2A	F	3.63	x -1.65	-5	-5	-5	-5	-5						1.98
10	CSSp3		2.60	0.17	0	0	1	1	1						2.77
11	CCoSp4		3.50	0.35	1	0	1	1	2						3.85
			44.75												43.69
Program Components			Factor												
Composition			3.33		5.25	5.50	5.50	5.50	6.25						5.50
Presentation			3.33		5.50	5.25	5.50	5.75	6.00						5.58
Skating Skills			3.33		5.50	5.75	5.50	6.00	6.25						5.75
Judges Total Program Component Score (factored)															56.05
Deductions:			Falls		-1.00	(1)									-1.00

14TH TIRNAVIA ICE CUP
JUDGES DETAILS PER SKATER
JUNIOR MEN FREE SKATING

Rank	Name	Nation	Starting Number	Total Segment Score	Total Element Score	Total Program Component Score (factored)				Total Deductions					
3	Daniel KORABELNIK	LTU	6	90.14	44.26	46.88				-1.00					
#	Executed Elements	Info	Base Value	GOE	J1	J2	J3	J4	J5	J6	J7	J8	J9	Ref.	Scores of Panel
1	3F!+2T+2Lo	I	8.30	-1.24	-2	-3	-2	-4	-2						7.06
2	3Lz+2T		7.20	-0.79	-1	-2	-1	-2	0						6.41
3	2A		3.30	0.22	1	0	0	1	1						3.52
4	3Lz		5.90	-2.95	-5	-5	-5	-5	-5						2.95
5	FCSp3	F	2.80	-0.09	0	0	-1	-1	1						2.71
6	CSSp4		3.00	-0.10	0	-1	-1	0	0						2.90
7	ChSq1		3.00	0.17	0	0	1	1	0						3.17
8	2A+2Lo		5.50	x -0.66	-2	-3	-2	-2	-1						4.84
9	3Fq	q	5.83	x -1.24	-3	-2	-2	-4	-2						4.59
10	3Tq	q	4.62	x -0.84	-2	-2	-2	-2	-2						3.78
11	CCoSp2		2.50	-0.17	0	-1	-1	-1	0						2.33
			51.95												44.26
Program Components				Factor											
Composition				3.33	4.50	4.75	4.50	4.25	5.50						4.58
Presentation				3.33	4.75	4.75	4.50	3.75	5.50						4.67
Skating Skills				3.33	4.75	5.00	4.75	4.25	5.75						4.83
Judges Total Program Component Score (factored)															46.88
Deductions:		Falls		-1.00	(1)										-1.00

Rank	Name	Nation	Starting Number	Total Segment Score	Total Element Score	Total Program Component Score (factored)				Total Deductions					
4	Tim ENGLAND	GER	8	84.17	32.72	52.45				-1.00					
#	Executed Elements	Info	Base Value	GOE	J1	J2	J3	J4	J5	J6	J7	J8	J9	Ref.	Scores of Panel
1	2A+3T	F	7.50	0.70	1	1	2	2	2						8.20
2	3Lzq		5.90	-2.95	-5	-5	-5	-5	-5						2.95
3	3F!<+2T		5.54	-1.41	-3	-3	-2	-4	-4						4.13
4	2Lo		1.70	-0.11	0	-1	-3	-1	0						1.59
5	FCCoSp2V	!	1.88	0.19	1	1	1	1	1						2.07
6	CSSp1		1.90	0.19	1	1	1	1	1						2.09
7	ChSq1		3.00	0.83	2	1	2	3	1						3.83
8	1F!		0.55	x -0.10	-1	-1	-5	-3	-2						0.45
9	1A+1Eu+2S		3.19	x -0.04	-1	-3	0	0	0						3.15
10	2S		1.43	x -0.17	0	-2	-2	-1	-1						1.26
11	CCoSp3		3.00	0.00	0	0	0	-1	0						3.00
			35.59												32.72
Program Components				Factor											
Composition				3.33	6.00	5.25	4.75	5.00	5.75						5.33
Presentation				3.33	5.75	5.00	4.75	5.00	5.50						5.17
Skating Skills				3.33	5.25	5.00	5.00	5.75	5.50						5.25
Judges Total Program Component Score (factored)															52.45
Deductions:		Falls		-1.00	(1)										-1.00

14TH TIRNAVIA ICE CUP

JUDGES DETAILS PER SKATER

JUNIOR MEN FREE SKATING

Rank	Name	Nation	Starting Number	Total Segment Score	Total Element Score	Total Program Component Score (factored)				Total Deductions					
5	Daniel RUIS	AUT	3	83.20	36.58	46.62				0.00					
#	Executed Elements	Info	Base Value	GOE	J1	J2	J3	J4	J5	J6	J7	J8	J9	Ref.	Scores of Panel
1	3T+2T	q	5.50	0.00	0	0	0	1	0						5.50
2	3Loq		4.90	-1.31	-3	-2	-3	-3	-2						3.59
3	2A		3.30	0.44	2	1	1	2	1						3.74
4	CCSp3		2.80	0.19	0	1	0	1	1						2.99
5	FCSSp4		3.00	0.00	0	0	0	0	1						3.00
6	3S+1Eu+2S	<	6.10	-0.14	0	-1	-1	0	0						5.96
7	1T		0.44	x	0.00	0	0	0	0	-1					0.44
8	2A		3.63	x	0.33	1	0	1	1	2					3.96
9	ChSq1		3.00		0.00	0	1	0	0	0					3.00
10	3S<		3.78	x	-1.38	-5	-3	-4	-4	-4					2.40
11	CCoSp2		2.50		-0.50	-2	-2	-2	-3	0					2.00
			38.95												36.58
Program Components			Factor												
Composition				3.33	4.00	4.50	4.50	4.50	5.25						4.50
Presentation				3.33	5.00	4.25	4.25	4.50	5.25						4.58
Skating Skills				3.33	5.25	4.50	4.75	4.75	5.25						4.92
Judges Total Program Component Score (factored)															46.62
Deductions:															0.00

Rank	Name	Nation	Starting Number	Total Segment Score	Total Element Score	Total Program Component Score (factored)				Total Deductions					
6	Dmitry RUDENKO	SVK	5	76.81	36.61	42.20				-2.00					
#	Executed Elements	Info	Base Value	GOE	J1	J2	J3	J4	J5	J6	J7	J8	J9	Ref.	Scores of Panel
1	3Lz+COMBO+2T*	*	5.90	-2.56	-2	-4	-5	-5	-4						3.34
2	3T+2A+SEQ	F	7.50	-1.54	-3	-4	-4	-4	-3						5.96
3	3Lzq		5.90	-2.95	-5	-5	-5	-5	-5						2.95
4	3Lo<		3.92	-1.96	-5	-5	-5	-5	-5						1.96
5	FCSp1	q	1.90	-0.25	-2	-1	-1	-2	-1						1.65
6	ChSq1		3.00	-0.17	0	0	-1	-2	0						2.83
7	3T+1Eu+2S		6.60	x	-0.98	-2	-3	-2	-3	-2					5.62
8	3S		4.73	x	0.00	-1	0	0	0	0					4.73
9	2Aq		3.63	x	-0.66	-2	-2	-2	-2	-2					2.97
10	CCoSp2		2.50		-0.50	-2	-2	-2	-3	-2					2.00
11	CSSp3		2.60		0.00	1	0	0	0	0					2.60
		48.18												36.61	
Program Components			Factor												
Composition				3.33	4.25	4.50	3.75	3.25	5.25						4.17
Presentation				3.33	4.50	4.25	3.75	3.00	5.00						4.17
Skating Skills				3.33	4.50	4.75	3.75	3.25	5.00						4.33
Judges Total Program Component Score (factored)															42.20
Deductions:			Falls		-2.00	(2)									-2.00

14TH TIRNAVIA ICE CUP
JUDGES DETAILS PER SKATER
JUNIOR MEN FREE SKATING

Rank	Name	Nation	Starting Number	Total Segment Score	Total Element Score	Total Program Component Score (factored)				Total Deductions					
7	Vojtech WARISCH	CZE	2	71.25	34.23	38.02				-1.00					
#	Executed Elements	Info	Base Value	GOE	J1	J2	J3	J4	J5	J6	J7	J8	J9	Ref.	Scores of Panel
1	3Lo		4.90	0.00	0	0	0	0	0						4.90
2	2A+1Eu+2S		5.10	0.22	1	0	1	0	1						5.32
3	3T		4.20	-0.84	-2	-3	-2	-2	-1						3.36
4	3S+2T		5.60	-0.86	0	-2	-2	-2	-2						4.74
5	CCoSp3V		2.25	-0.23	0	-1	-2	-2	0						2.02
6	2F		1.98	x 0.00	1	0	0	0	0						1.98
7	3S<	F	3.78	x -1.72	-5	-5	-5	-5	-5						2.06
8	2A+2T		5.06	x -0.66	-2	-2	-2	-2	-2						4.40
9	FCSp1		1.90	-0.38	-3	-2	-1	-3	0						1.52
10	ChSq1		3.00	-1.50	-2	-3	-4	-4	0						1.50
11	CSSp3		2.60	-0.17	0	-1	-2	-1	0						2.43
			40.37												34.23
Program Components				Factor											
Composition				3.33	4.00	4.00	3.75	3.25	5.00						3.92
Presentation				3.33	3.75	3.75	3.25	2.50	5.00						3.58
Skating Skills				3.33	4.00	3.75	4.00	3.50	5.25						3.92
Judges Total Program Component Score (factored)														38.02	
Deductions:	Falls	-1.00 (1)													-1.00

Rank	Name	Nation	Starting Number	Total Segment Score	Total Element Score	Total Program Component Score (factored)				Total Deductions					
8	Jozef CURMA	SVK	4	71.19	26.21	47.98				-3.00					
#	Executed Elements	Info	Base Value	GOE	J1	J2	J3	J4	J5	J6	J7	J8	J9	Ref.	Scores of Panel
1	2A		3.30	-0.66	-2	-2	-2	-3	-1						2.64
2	CSSp3		2.60	0.26	1	1	1	2	0						2.86
3	2Lz+2Lo		3.80	-0.21	-1	-1	-1	-2	0						3.59
4	CCoSp3		3.00	0.40	1	1	2	2	1						3.40
5	ChSq1		3.00	0.50	1	1	2	1	1						3.50
6	2F		1.80	0.18	1	1	1	2	1						1.98
7	3S<<	F	1.30	-0.65	-5	-5	-5	-5	-5						0.65
8	FCSp2		2.30	0.23	0	1	1	1	1						2.53
9	2A<+2T	<	4.33	x -0.88	-3	-2	-4	-4	-3						3.45
10	3S<<+REP	F	1.00	x -0.65	-5	-5	-5	-5	-5						0.35
11	2Lz	F	2.31	x -1.05	-5	-5	-5	-5	-5						1.26
			28.74												26.21
Program Components				Factor											
Composition				3.33	4.25	4.75	4.75	5.00	5.25						4.83
Presentation				3.33	4.50	4.50	4.75	5.00	5.00						4.75
Skating Skills				3.33	4.25	4.50	4.75	5.50	5.25						4.83
Judges Total Program Component Score (factored)														47.98	
Deductions:	Falls	-3.00 (3)													-3.00

14TH TIRNAVIA ICE CUP

JUDGES DETAILS PER SKATER

JUNIOR MEN FREE SKATING

Rank	Name	Nation	Starting Number	Total Segment Score	Total Element Score	Total Program Component Score (factored)				Total Deductions					
9	Matej KLESAL	CZE	7	67.21	26.75	42.46				-2.00					
#	Executed Elements	Info	Base Value	GOE	J1	J2	J3	J4	J5	J6	J7	J8	J9	Ref.	Scores of Panel
1	3Lo<	F	3.92	-1.96	-5	-5	-5	-5	-5						1.96
2	3Sq	F	4.30	-2.15	-5	-5	-5	-5	-5						2.15
3	3Tq	q	4.20	-2.10	-5	-5	-5	-4	-5						2.10
4	3Sq+2A+SEQ	q	7.60	-1.72	-4	-3	-4	-4	-5						5.88
5	FCSp2		2.30	-0.08	-1	0	0	-4	0						2.22
6	2A		3.30	0.00	0	0	1	0	0						3.30
7	2F	x	1.98	0.00	1	0	0	0	0						1.98
8	2Lz!	!	2.31	-0.49	-3	-2	-3	-2	-2						1.82
9	CCoSp1V		1.50	-0.20	-3	-1	0	-3	0						1.30
10	ChSq1		3.00	0.17	0	0	1	1	0						3.17
11	SSp1		1.30	-0.43	-4	-4	-3	-3	-2						0.87
			35.71												26.75
Program Components			Factor												
Composition			3.33	4.25	4.50	4.00	3.50	5.25							4.25
Presentation			3.33	4.00	4.25	3.75	2.75	5.00							4.00
Skating Skills			3.33	4.75	4.50	4.25	3.75	5.00							4.50
Judges Total Program Component Score (factored)															42.46
Deductions:	Falls	-2.00 (2)													-2.00

Rank	Name	Nation	Starting Number	Total Segment Score	Total Element Score	Total Program Component Score (factored)				Total Deductions					
10	Michal FUCHS	SVK	1	61.23	22.71	40.52				-2.00					
#	Executed Elements	Info	Base Value	GOE	J1	J2	J3	J4	J5	J6	J7	J8	J9	Ref.	Scores of Panel
1	2Lz!+2T	!	3.40	-0.21	-1	-1	-1	-1	-2						3.19
2	2F+2T		3.10	0.00	0	0	0	0	1						3.10
3	3Lo<	<	3.92	-1.05	-4	-2	-2	-3	-3						2.87
4	2Lze	e	1.68	-0.34	-3	-2	-2	-2	-2						1.34
5	FCSp1		1.90	-0.32	-1	-2	-2	-2	0						1.58
6	CSSp2V		1.73	-0.06	-1	0	0	-1	0						1.67
7	2T*	*	0.00	x	0.00	-	-	-	-						0.00
8	2Aq	F	3.63	x	-1.65	-5	-5	-5	-5						1.98
9	ChSq1		3.00	-0.17	-1	0	0	-2	0						2.83
10	2Aq	F	3.63	x	-1.65	-5	-5	-5	-5						1.98
11	CCoSp2		2.50	-0.33	-2	-1	-1	-2	0						2.17
			28.49												22.71
Program Components			Factor												
Composition			3.33	3.50	3.50	4.00	4.25	4.75							3.92
Presentation			3.33	3.75	3.25	4.00	4.25	4.50							4.00
Skating Skills			3.33	4.00	3.75	4.25	4.50	4.50							4.25
Judges Total Program Component Score (factored)															40.52
Deductions:	Falls	-2.00 (2)													-2.00

Legend:

#	Sequence number	GOE	Grade of Execution	Jx	Judges (x=1-9)	Ref.	Referee
*	Invalid element	e	Wrong edge	<	Under-rotated jump	<<	Downgraded jump
x	Credit for highlight distribution, base value multiplied by 1.1			!	Not clear edge	REP	Jump repetition
F	Fall	q	Jump landed on the quarter				

14TH TIRNAVIA ICE CUP

JUNIOR WOMEN

City Ice Rink	29 OCT 2022	14:55	Short Program
	30 OCT 2022	8:00	Free Skating

Size of Skating Arena:	30m*60m
Ice Conditions:	very good
Number of Entries:	26
Number of Participants:	26

Entry Withdrawn:

Short Program			
Duration:	2:40	+/- 10 seconds	
Segment Factor:	1.00		
Program Component Factors:	Composition	1.33	
	Presentation	1.33	
	Skating Skills	1.33	

Free Skating			
Duration:	3:30	+/- 10 seconds	
Segment Factor:	1.00		
Program Component Factors:	Composition	2.67	
	Presentation	2.67	
	Skating Skills	2.67	

14TH TIRNAVIA ICE CUP
PANEL OF JUDGES
JUNIOR WOMEN
Officials

Technical Controller	Ms. Oksana DOLHOPOLOVA	UKR
Technical Specialist	Ms. Monika MJARTAN-KUSTAROVA	ISU
Technical Specialist	Ms. Kerstin Katharina FRANK	AUT

Judges


Referee	Mr. Slobodan DELIC	ISU
Judge No. 1	Ms. Lisa-Maria SCHATZMANN	AUT
Judge No. 2	Ms. Terez BAGO	HUN
Judge No. 3	Mr. Martin OSMERA	CZE
Judge No. 4	Ms. Hedviga FIALKOVA	SVK
Judge No. 5	Ms. Miluse SAFRANKOVA	CZE

Data/Replay Operator

Data Operator	Ms. Wanda STANKOVIANSKA	ISU
Replay Operator	Ms. Katarina KELSCHOVA	SVK

14TH TIRNAVIA ICE CUP
RESULTS
JUNIOR WOMEN

Pl. Name	Nation	Total Score	SP	FS
1 Minja PELTONEN	FIN	142.84	1	3
2 Hannah FRANK	AUT	136.66	4	1
3 Siqi LIU	ITA	132.95	5	5
4 Lotta ARTIMO	FIN	132.74	6	4
5 Amanda ESKELIN	FIN	130.29	12	2
6 Chiara MINIGHINI	ITA	129.62	2	7
7 Olivia LENGYELOVA	SVK	125.51	7	6
8 Oda Tonnesen HAVGAR	NOR	123.23	3	9
9 Zofia GRZEGORZEWSKA	POL	116.71	9	8
10 Zala GRUM	SLO	109.41	15	10
11 Amelie Emma CEPLOVA	CZE	107.69	11	12
12 Laura VIRANYI	HUN	104.66	8	14
13 Lena HELT	FRA	103.79	16	11
14 Terezia POCISOVA	SVK	101.38	10	17
15 Lucia BOGDANOVA	SVK	101.34	17	13
16 Karolina BATKOVA	CZE	99.43	13	15
17 Paula BERYAK	GER	98.86	14	16
18 Sara PARKOSOVA	CZE	92.22	19	19
19 Nina SOJKOVA	SVK	88.45	24	18
20 Sara HÖFER	AUT	86.48	18	22
21 Katarina DRNZIKOVA	SVK	82.37	23	20
22 Simona KOLENAKOVA	SVK	81.06	20	24
23 Tereza FUCHSOVA	SVK	80.87	22	23
24 Lucia KUBICOVA	SVK	79.89	25	21
25 Alisah REITERER	AUT	78.59	21	25
26 Lucia PEKARKOVA	SVK	66.35	26	26


Mr. Slobodan DELIC, ISU
Referee


Ms. Oksana DOLHOPOLOVA, UKR
Technical Controller

Legend:
FS Free Skating SP Short Program Pl. Place

14TH TIRNAVIA ICE CUP
JUDGES DETAILS PER SKATER
JUNIOR WOMEN SHORT PROGRAM

Rank	Name				Nation	Starting Number	Total Segment Score		Total Element Score		Total Program Component Score (factored)				Total Deductions
1	Minja PELTONEN				FIN	24	53.90		28.96		24.94				0.00
#	Executed Elements	Info	Base Value	GOE	J1	J2	J3	J4	J5	J6	J7	J8	J9	Ref.	Scores of Panel
1	3Lz+2T		7.20	-1.18	-3	-2	-2	-2	-2						6.02
2	3Lo		4.90	0.65	1	1	2	2	1						5.55
3	FCSp3		2.80	0.28	0	1	1	2	1						3.08
4	SSp3		2.10	0.21	-2	1	1	1	1						2.31
5	2A	x	3.63	0.66	2	2	2	2	1						4.29
6	StSq4		3.90	0.78	1	2	3	2	2						4.68
7	CCoSp4		3.50	-0.47	-2	0	-1	-3	-1						3.03
			28.03												28.96
Program Components				Factor											
Composition				1.33	5.50	6.75	6.50	5.75	6.25						6.17
Presentation				1.33	5.25	6.75	6.50	6.25	6.25						6.33
Skating Skills				1.33	5.75	6.50	6.50	6.00	6.25						6.25
Judges Total Program Component Score (factored)															24.94
Deductions:															0.00

Rank	Name				Nation	Starting Number		Total Segment Score		Total Element Score		Total Program Component Score (factored)			Total Deductions		
2	Chiara MINIGHINI				ITA	23		53.29		27.46		25.83			0.00		
#	Executed Elements	Info	Base Value	GOE	J1	J2	J3	J4	J5	J6	J7	J8	J9	Ref.	Scores of Panel		
1	3S+2T		5.60	0.57	1	1	1	2	2						6.17		
2	2Lo		1.70	0.00	0	0	0	2	0						1.70		
3	FCSp3		2.80	0.56	2	2	2	3	1						3.36		
4	2A	x	3.63	0.66	1	2	2	2	2						4.29		
5	StSq4		3.90	0.78	1	1	3	3	2						4.68		
6	CCoSp4		3.50	0.70	1	2	2	3	2						4.20		
7	LSp4		2.70	0.36	1	1	2	2	1						3.06		
			23.83													27.46	
Program Components				Factor													
Composition				1.33	5.50	6.50	6.75	6.50	6.25							6.42	
Presentation				1.33	5.50	6.50	7.00	6.50	6.25							6.42	
Skating Skills				1.33	5.50	6.75	6.75	6.50	6.50							6.58	
Judges Total Program Component Score (factored)															25.83		
Deductions:															0.00		

Rank	Name	Nation	Starting Number	Total Segment Score	Total Element Score	Total Program Component Score (factored)								Total Deductions	
3	Oda Tonnesen HAVGAR	NOR	17	50.71	27.22	23.49								0.00	
#	Executed Elements	Info	Base Value	GOE	J1	J2	J3	J4	J5	J6	J7	J8	J9	Ref.	Scores of Panel
1	3Lo		4.90	0.98	2	2	3	2	2						5.88
2	3S+2T		5.60	0.00	1	0	0	-1	0						5.60
3	FCSp3		2.80	0.28	0	2	1	1	1						3.08
4	LSp3		2.40	0.24	-1	2	1	0	2						2.64
5	StSq3		3.30	0.11	1	1	0	-1	0						3.41
6	2A	x	3.63	-0.99	-3	-2	-3	-3	-3						2.64
7	CCoSp4		3.50	0.47	1	1	2	2	1						3.97
			26.13												27.22
Program Components				Factor											
Composition				1.33	5.50	6.25	5.75	5.75	6.00						5.83
Presentation				1.33	5.25	6.25	6.00	5.50	5.75						5.75
Skating Skills				1.33	5.50	6.00	6.00	6.25	6.25						6.08
Judges Total Program Component Score (factored)														23.49	
Deductions:															0.00

14TH TIRNAVIA ICE CUP
JUDGES DETAILS PER SKATER
JUNIOR WOMEN SHORT PROGRAM

Rank	Name					Nation	Starting Number	Total Segment Score		Total Element Score		Total Program Component Score (factored)			Total Deductions	
4	Hannah FRANK					AUT	1	46.00		24.72		22.28			-1.00	
#	Executed Elements	Info	Base Value	GOE	J1	J2	J3	J4	J5	J6	J7	J8	J9	Ref.	Scores of Panel	
1	2A		3.30	0.66	3	2	2	2	2						3.96	
2	3T+2T		5.50	0.42	1	1	1	2	1						5.92	
3	CCoSp2V		1.88	0.13	2	1	1	-1	0						2.01	
4	2Lo	x	1.87	0.06	1	0	1	0	0						1.93	
5	FCSp4		3.20	0.43	2	1	2	1	1						3.63	
6	LSp4		2.70	0.72	2	3	3	3	2						3.42	
7	StSq3		3.30	0.55	2	1	2	2	0						3.85	
			21.75												24.72	
Program Components				Factor												
Composition				1.33	5.75	6.00	5.75	5.25	5.50							5.67
Presentation				1.33	5.50	5.75	5.75	5.50	5.50							5.58
Skating Skills				1.33	5.25	5.75	5.50	4.75	5.75							5.50
Judges Total Program Component Score (factored)															22.28	
Deductions:		Falls	-1.00 (1)												-1.00	

Rank	Name				Nation	Starting Number	Total Segment Score		Total Element Score		Total Program Component Score (factored)				Total Deductions	
5	Siqi LIU				ITA	20	45.42		21.93		23.49				0.00	
#	Executed Elements	Info	Base Value	GOE	J1	J2	J3	J4	J5	J6	J7	J8	J9	Ref.	Scores of Panel	
1	3T+2T	x	5.50	0.28	0	0	1	2	1						5.78	
2	2A<		2.64	-0.53	-2	-3	-1	-2	-2						2.11	
3	FCSp1		1.90	0.19	1	1	1	2	1						2.09	
4	2Lo		1.87	0.06	1	0	1	0	0						1.93	
5	CCoSp4		3.50	0.47	1	1	2	2	1						3.97	
6	StSq3		3.30	0.66	2	2	2	2	1						3.96	
7	LSp2		1.90	0.19	1	1	1	1	2						2.09	
			20.61												21.93	
Program Components				Factor												
Composition				1.33	5.50	6.00	6.25	6.25	5.50						5.92	
Presentation				1.33	5.50	6.00	6.50	6.00	5.50						5.83	
Skating Skills				1.33	5.75	5.75	6.25	6.25	5.75						5.92	
Judges Total Program Component Score (factored)															23.49	
Deductions:															0.00	

14TH TIRNAVIA ICE CUP
JUDGES DETAILS PER SKATER
JUNIOR WOMEN SHORT PROGRAM

Rank	Name				Nation	Starting Number	Total Segment Score		Total Element Score		Total Program Component Score (factored)				Total Deductions
6	Lotta ARTIMO				FIN	21	44.77		25.04		20.73				-1.00
#	Executed Elements	Info	Base Value	GOE	J1	J2	J3	J4	J5	J6	J7	J8	J9	Ref.	Scores of Panel
1	3T+3T		8.40	-0.98	-4	-2	-2	-3	-2						7.42
2	2A		3.30	0.44	1	2	1	1	2						3.74
3	FCSp3		2.80	0.28	0	2	1	2	0						3.08
4	LSp3		2.40	0.24	1	0	1	1	1						2.64
5	StSq3		3.30	0.11	1	1	0	0	0						3.41
6	3Lo<<	F	1.87	x	-5	-5	-5	-5	-5						1.02
7	CCoSp4		3.50	0.23	1	0	1	0	1						3.73
			25.57												25.04
Program Components				Factor											
Composition				1.33	4.50	5.75	5.25	4.50	6.25						5.17
Presentation				1.33	4.75	5.50	5.00	4.75	6.00						5.08
Skating Skills				1.33	5.00	5.75	5.25	4.25	6.25						5.33
Judges Total Program Component Score (factored)														20.73	
Deductions:		Falls	-1.00 (1)												-1.00

Rank	Name				Nation	Starting Number		Total Segment Score		Total Element Score		Total Program Component Score (factored)			Total Deductions		
7	Olivia LENGYELOVA				SVK	4		42.88		23.05		19.83			0.00		
#	Executed Elements	Info	Base Value	GOE	J1	J2	J3	J4	J5	J6	J7	J8	J9	Ref.	Scores of Panel		
1	3Lz+COMBO		5.90	-2.95	-5	-5	-5	-5	-5						2.95		
2	3Lo		4.90	0.33	0	0	1	1	1						5.23		
3	CCoSp2		2.50	0.17	0	1	1	0	1						2.67		
4	2A		3.63	x -0.66	-2	-2	-1	-2	-2						2.97		
5	FCSp2		2.30	-0.15	-1	0	-1	-2	0						2.15		
6	StSq4		3.90	0.39	1	1	1	1	1						4.29		
7	LSp4		2.70	0.09	0	1	1	0	0						2.79		
			25.83												23.05		
Program Components				Factor													
Composition				1.33	5.00	4.75	4.75	4.25	5.50							4.83	
Presentation				1.33	4.50	5.00	4.75	4.25	5.25							4.75	
Skating Skills				1.33	4.75	5.50	5.00	5.50	5.50							5.33	
Judges Total Program Component Score (factored)															19.83		
Deductions:																0.00	

Rank	Name				Nation	Starting Number		Total Segment Score		Total Element Score		Total Program Component Score (factored)			Total Deductions		
8	Laura VIRANYI				HUN	14		42.07		22.56		19.51			0.00		
#	Executed Elements	Info	Base Value	GOE	J1	J2	J3	J4	J5	J6	J7	J8	J9	Ref.	Scores of Panel		
1	2A<	<	2.64	-0.62	-3	-2	-1	-3	-2						2.02		
2	CCoSp4		3.50	0.23	0	1	1	1	0						3.73		
3	3Lo<	<	3.92	-0.78	-3	-2	-2	-1	-2						3.14		
4	StSq3		3.30	0.11	-1	1	0	0	1						3.41		
5	3Sq+2T	q	6.16	x -0.86	-2	-2	-2	-1	-2						5.30		
6	FCSp3		2.80	0.00	-2	1	0	0	0						2.80		
7	LSp3		2.40	-0.24	-2	-1	0	-2	1						2.16		
			24.72												22.56		
Program Components				Factor													
Composition				1.33	3.50	4.75	5.00	5.25	5.25							5.00	
Presentation				1.33	3.50	4.75	4.75	4.75	5.25							4.75	
Skating Skills				1.33	3.00	5.25	4.75	4.75	5.50							4.92	
Judges Total Program Component Score (factored)															19.51		
Deductions:																0.00	

14TH TIRNAVIA ICE CUP
JUDGES DETAILS PER SKATER
JUNIOR WOMEN SHORT PROGRAM

Rank	Name	Nation	Starting Number	Total Segment Score	Total Element Score	Total Program Component Score (factored)				Total Deductions					
9	Zofia GRZEGORZEWSKA	POL	3	41.27	21.21	20.06				0.00					
#	Executed Elements	Info	Base Value	GOE	J1	J2	J3	J4	J5	J6	J7	J8	J9	Ref.	Scores of Panel
1	3S+COMBO		4.30	-2.15	-5	-5	-5	-5	-5						2.15
2	2A		3.30	0.22	1	0	1	1	0						3.52
3	FCSp4		3.20	0.32	1	1	1	1	1						3.52
4	CCoSp4		3.50	0.35	1	1	1	1	1						3.85
5	2Lo	x	1.87	0.17	2	0	1	2	0						2.04
6	StSq3		3.30	0.11	0	1	0	0	1						3.41
7	LSp3		2.40	0.32	1	2	1	2	1						2.72
			21.87												21.21
Program Components				Factor											
Composition				1.33	4.25	5.75	5.00	4.75	5.50						5.08
Presentation				1.33	4.00	5.75	4.75	4.25	5.25						4.75
Skating Skills				1.33	4.25	5.50	5.00	5.25	5.50						5.25
Judges Total Program Component Score (factored)															20.06
Deductions:															0.00

Rank	Name					Nation	Starting Number	Total Segment Score		Total Element Score		Total Program Component Score (factored)				Total Deductions	
10	Terezia POCSOVA					SVK	16	41.03		20.41		21.62				-1.00	
#	Executed Elements	Info	Base Value	GOE	J1	J2	J3	J4	J5	J6	J7	J8	J9	Ref.	Scores of Panel		
1	2A	F	3.30	-1.32	-4	-4	-4	-3	-4						1.98		
2	2Lo		1.70	0.17	1	0	1	3	1						1.87		
3	3S+COMBO		4.30	-2.15	-5	-5	-5	-5	-5						2.15		
4	FCSp3		2.80	0.19	-2	1	1	2	0						2.99		
5	StSq4		3.90	0.52	1	1	2	2	1						4.42		
6	CCoSp4		3.50	0.58	1	1	2	2	2						4.08		
7	SSp4		2.50	0.42	1	1	2	2	2						2.92		
			22.00												20.41		
Program Components				Factor													
Composition			1.33	4.25	5.00	5.75	5.75	5.50								5.42	
Presentation			1.33	4.50	5.00	5.75	5.75	5.25								5.33	
Skating Skills			1.33	4.50	5.25	5.75	6.00	5.50								5.50	
Judges Total Program Component Score (factored)														21.62			
Deductions:		Falls	-1.00 (1)											-1.00			

Rank	Name	Nation	Starting Number	Total Segment Score	Total Element Score	Total Program Component Score (factored)								Total Deductions	
11	Amelie Emma CEPLOVA	CZE	7	40.65	20.47	20.18								0.00	
#	Executed Elements	Info	Base Value	GOE	J1	J2	J3	J4	J5	J6	J7	J8	J9	Ref.	Scores of Panel
1	2A		3.30	0.33	0	1	1	1	1						3.63
2	3S+2T		5.60	-1.29	-3	-3	-3	-3	-3						4.31
3	LSp4		2.70	0.27	1	1	1	2	1						2.97
4	StSq2		2.60	0.26	0	1	1	1	1						2.86
5	2Lo	x	1.87	-0.34	-2	-2	-2	-3	-2						1.53
6	FCSpB		1.60	-0.16	-3	-1	0	-2	1						1.44
7	CCoSp4		3.50	0.23	0	0	1	1	1						3.73
			21.17												20.47
Program Components				Factor											
Composition				1.33	3.00	4.75	5.25	5.25	5.25						5.08
Presentation				1.33	3.25	4.75	5.25	4.75	5.25						4.92
Skating Skills				1.33	3.75	5.25	5.25	5.00	5.50						5.17
Judges Total Program Component Score (factored)														20.18	
Deductions:															0.00

14TH TIRNAVIA ICE CUP
JUDGES DETAILS PER SKATER
JUNIOR WOMEN SHORT PROGRAM

Rank	Name				Nation	Starting Number		Total Segment Score		Total Element Score		Total Program Component Score (factored)			Total Deductions
12	Amanda ESKELIN				FIN	10		40.23		19.16		21.07			0.00
#	Executed Elements	Info	Base Value	GOE	J1	J2	J3	J4	J5	J6	J7	J8	J9	Ref.	Scores of Panel
1	Lz*+COMBO	^ *	0.00	0.00	-	-	-	-	-						0.00
2	3Lo<		3.92	-0.78	-2	-2	-1	-2	-2						3.14
3	FCSp2		2.30	0.00	0	1	0	0	0						2.30
4	StSq3		3.30	0.33	1	1	1	1	1						3.63
5	2A		3.63	0.44	1	1	2	2	1						4.07
6	LSp3		2.40	0.00	-1	1	0	0	0						2.40
7	CCoSp4		3.50	0.12	0	0	0	1	1						3.62
			19.05												19.16
Program Components				Factor											
Composition				1.33	4.75	5.50	5.25	5.00	5.50						5.25
Presentation				1.33	4.75	5.25	5.25	5.00	5.25						5.17
Skating Skills				1.33	5.00	5.50	5.50	5.25	5.50						5.42
Judges Total Program Component Score (factored)															21.07
Deductions:															0.00

Rank	Name				Nation	Starting Number		Total Segment Score		Total Element Score		Total Program Component Score (factored)			Total Deductions
13	Karolina BATKOVA				CZE	9		37.62		17.67		20.95			-1.00
#	Executed Elements	Info	Base Value	GOE	J1	J2	J3	J4	J5	J6	J7	J8	J9	Ref.	Scores of Panel
1	1A*	F *	0.00	0.00	-	-	-	-	-						0.00
2	3Lo<<		1.70	-0.85	-5	-5	-5	-5	-5						0.85
3	FCSp4		3.20	0.53	1	1	2	2	2						3.73
4	2Lz+2T		3.74	0.14	0	0	1	2	1						3.88
5	SSp3		2.10	0.28	2	1	1	2	0						2.38
6	StSq3		3.30	0.33	1	1	1	2	1						3.63
7	CCoSp3		3.00	0.20	0	0	2	0	2						3.20
			17.04												17.67
Program Components				Factor											
Composition				1.33	4.00	5.25	5.25	5.25	5.25						5.25
Presentation				1.33	4.25	5.25	5.50	5.50	5.25						5.33
Skating Skills				1.33	4.00	5.00	5.25	5.50	5.25						5.17
Judges Total Program Component Score (factored)															20.95
Deductions: Falls															-1.00 (1)

Rank	Name				Nation	Starting Number		Total Segment Score		Total Element Score		Total Program Component Score (factored)			Total Deductions
14	Paula BERYAK				GER	13		37.50		18.99		18.51			0.00
#	Executed Elements	Info	Base Value	GOE	J1	J2	J3	J4	J5	J6	J7	J8	J9	Ref.	Scores of Panel
1	3T+2T	<<	5.50	-0.84	-2	-2	-2	-1	-2						4.66
2	3Lo<<		1.70	-0.85	-5	-5	-5	-5	-5						0.85
3	FCSp3		2.80	0.09	0	0	1	1	0						2.89
4	2A		3.30	0.00	0	0	0	0	0						3.30
5	CCoSp3		3.00	-0.40	-2	-1	-1	-2	1						2.60
6	StSq2		2.60	0.00	-1	0	0	0	0						2.60
7	LSp2		1.90	0.19	1	1	1	2	1						2.09
			20.80												18.99
Program Components				Factor											
Composition				1.33	4.25	4.50	4.75	4.75	5.25						4.67
Presentation				1.33	4.00	4.50	4.50	4.75	5.25						4.58
Skating Skills				1.33	3.50	4.75	4.75	4.50	5.50						4.67
Judges Total Program Component Score (factored)															18.51
Deductions:															0.00

14TH TIRNAVIA ICE CUP
JUDGES DETAILS PER SKATER
JUNIOR WOMEN SHORT PROGRAM

Rank	Name				Nation	Starting Number	Total Segment Score		Total Element Score		Total Program Component Score (factored)			Total Deductions	
15	Zala GRUM				SLO	2	37.10		18.03		20.07			-1.00	
#	Executed Elements	Info	Base Value	GOE	J1	J2	J3	J4	J5	J6	J7	J8	J9	Ref.	Scores of Panel
1	3Lo<	<	3.92	-0.78	-2	-2	-2	-2	-2						3.14
2	2A	F	3.30	-1.65	-5	-5	-5	-5	-5						1.65
3	FCSp3		2.80	0.00	-1	1	0	0	0						2.80
4	3S<+2T	<	5.21	x -0.69	-2	-2	-2	-2	-2						4.52
5	LSp1		1.50	-0.05	-1	0	-1	0	0						1.45
6	StSq1		1.80	0.00	0	1	0	0	0						1.80
7	CCoSp2		2.50	0.17	0	1	1	0	1						2.67
			21.03												18.03
Program Components				Factor											
Composition				1.33	4.50	5.25	5.25	5.00	5.25						5.17
Presentation				1.33	4.50	5.25	5.00	4.50	5.25						4.92
Skating Skills				1.33	4.25	5.50	5.00	4.50	5.50						5.00
Judges Total Program Component Score (factored)															20.07
Deductions:		Falls	-1.00 (1)												-1.00

Rank	Name				Nation	Starting Number		Total Segment Score		Total Element Score		Total Program Component Score (factored)			Total Deductions		
16	Lena HELT				FRA	6		36.43		18.37		18.06			0.00		
#	Executed Elements	Info	Base Value	GOE	J1	J2	J3	J4	J5	J6	J7	J8	J9	Ref.	Scores of Panel		
1	LSp1		1.50	0.15	0	1	1	1	1						1.65		
2	2Lz+2T		3.40	-0.35	-1	-2	-2	-2	0						3.05		
3	2A		3.30	0.11	0	0	0	1	1						3.41		
4	StSq2		2.60	0.17	0	1	1	1	0						2.77		
5	FCSp1		1.90	-0.13	-2	-1	-1	1	0						1.77		
6	2Lo	x	1.87	0.00	0	0	0	0	0						1.87		
7	CCoSp4		3.50	0.35	1	1	1	1	0						3.85		
			18.07												18.37		
Program Components				Factor													
Composition				1.33	3.75	4.50	4.75	4.50	5.00							4.58	
Presentation				1.33	4.00	4.50	4.75	4.50	5.00							4.58	
Skating Skills				1.33	4.25	4.00	4.50	4.50	5.00							4.42	
Judges Total Program Component Score (factored)														18.06			
Deductions:																0.00	

14TH TIRNAVIA ICE CUP
JUDGES DETAILS PER SKATER
JUNIOR WOMEN SHORT PROGRAM

Rank	Name					Nation	Starting Number		Total Segment Score		Total Element Score		Total Program Component Score (factored)			Total Deductions		
17	Lucia BOGDANOVA					SVK	22		36.02		19.40		18.62			-2.00		
#	Executed Elements	Info	Base Value	GOE	J1	J2	J3	J4	J5	J6	J7	J8	J9	Ref.	Scores of Panel			
1	3Lo<	F	3.92	-1.96	-5	-5	-5	-5	-5						1.96			
2	2Aq	F	3.30	-1.65	-5	-5	-5	-5	-5						1.65			
3	FCSp4		3.20	0.32	1	1	1	1	1						3.52			
4	2Lz+2T		3.74	x 0.00	0	0	0	0	1						3.74			
5	CCoSp4		3.50	0.00	-1	1	1	-2	0						3.50			
6	StSq2		2.60	0.26	0	1	1	1	1						2.86			
7	SSp3		2.10	0.07	0	0	0	1	1						2.17			
			22.36													19.40		
Program Components				Factor														
Composition				1.33	3.50	5.25	4.75	4.50	5.50								4.83	
Presentation				1.33	3.75	5.00	4.50	4.00	5.50								4.50	
Skating Skills				1.33	4.25	4.75	4.75	4.50	5.75								4.67	
Judges Total Program Component Score (factored)																18.62		
Deductions:		Falls	-2.00 (2)												-2.00			

Rank	Name				Nation	Starting Number		Total Segment Score		Total Element Score		Total Program Component Score (factored)			Total Deductions			
18	Sara HÖFER				AUT	5		35.62		18.21		18.41			-1.00			
#	Executed Elements	Info	Base Value	GOE	J1	J2	J3	J4	J5	J6	J7	J8	J9	Ref.	Scores of Panel			
1	2Aq	q	3.30	-0.66	-2	-2	-2	-2	-2						2.64			
2	3S<+2T		^	4.74	-1.03	-3	-3	-3	-4	-3						3.71		
3	FCSp1	F	1.90	0.19	1	1	1	1	1						2.09			
4	2Lo<<		x	0.55	-0.25	-5	-5	-5	-5	-5						0.30		
5	LSp3			2.40	0.24	1	0	1	1	1						2.64		
6	CCoSp3			3.00	0.20	1	1	1	-1	0						3.20		
7	StSq3			3.30	0.33	1	0	1	1	1						3.63		
			19.19												18.21			
Program Components				Factor														
Composition				1.33	4.25	4.75	4.50	4.75	5.00								4.67	
Presentation				1.33	4.25	4.50	4.50	4.50	5.00								4.50	
Skating Skills				1.33	4.50	4.75	4.50	4.75	5.25								4.67	
Judges Total Program Component Score (factored)																18.41		
Deductions:		Falls	-1.00 (1)												-1.00			

14TH TIRNAVIA ICE CUP
JUDGES DETAILS PER SKATER
JUNIOR WOMEN SHORT PROGRAM

Rank	Name					Nation	Starting Number	Total Segment Score		Total Element Score		Total Program Component Score (factored)			Total Deductions	
19	Sara PARKOSOVA					CZE	12	33.95		15.57		19.38			-1.00	
#	Executed Elements	Info	Base Value	GOE	J1	J2	J3	J4	J5	J6	J7	J8	J9	Ref.	Scores of Panel	
1	3Sq+2T<<	F	4.70	-2.15	-5	-5	-5	-5	-5						2.55	
2	2A		3.30	0.00	0	0	0	0	1						3.30	
3	2Lo		1.70	0.17	1	0	1	1	1						1.87	
4	CCoSp2		2.50	0.25	-2	1	1	1	1						2.75	
5	StSq2		2.60	0.26	1	1	0	1	1						2.86	
6	FCSp		0.00	0.00	-	-	-	-	-						0.00	
7	SSp3		2.10	0.14	1	0	0	1	1						2.24	
			16.90												15.57	
Program Components				Factor												
Composition				1.33	4.50	4.50	5.00	5.50	5.25							4.92
Presentation				1.33	4.75	4.50	4.75	5.00	5.00							4.83
Skating Skills				1.33	4.50	4.75	4.75	5.00	5.25							4.83
Judges Total Program Component Score (factored)															19.38	
Deductions:		Falls	-1.00 (1)												-1.00	

Rank	Name				Nation	Starting Number		Total Segment Score		Total Element Score		Total Program Component Score (factored)			Total Deductions		
20	Simona KOLENAKOVA				SVK	11		32.88		15.26		18.62			-1.00		
#	Executed Elements	Info	Base Value	GOE	J1	J2	J3	J4	J5	J6	J7	J8	J9	Ref.	Scores of Panel		
1	3S+COMBO	F	4.30	-2.15	-5	-5	-5	-5	-5						2.15		
2	3Lo<<	<<	1.70	-0.85	-5	-5	-5	-5	-5						0.85		
3	FCSp2		2.30	0.15	1	1	1	0	0						2.45		
4	StSq2		2.60	0.09	0	0	0	1	1						2.69		
5	2Aq	q	3.63	x -0.99	-3	-3	-5	-3	-2						2.64		
6	CCoSp2		2.50	0.08	0	0	0	1	1						2.58		
7	LSp2		1.90	0.00	-1	0	0	0	0						1.90		
			18.93													15.26	
Program Components				Factor													
Composition				1.33	2.75	4.50	4.50	5.25	5.25							4.75	
Presentation				1.33	3.25	4.25	4.50	5.50	5.00							4.58	
Skating Skills				1.33	3.50	4.50	4.50	5.00	5.25							4.67	
Judges Total Program Component Score (factored)																18.62	
Deductions:		Falls	-1.00 (1)												-1.00		

Rank	Name	Nation				Starting Number	Total Segment Score	Total Element Score	Total Program Component Score (factored)					Total Deductions	
21	Alisah REITERER	AUT				8	30.97	13.57	17.40					0.00	
#	Executed Elements	Info	Base Value	GOE	J1	J2	J3	J4	J5	J6	J7	J8	J9	Ref.	Scores of Panel
1	2S+2T	<< x	2.60	0.04	1	0	1	0	0						2.64
2	2A		3.30	-1.21	-4	-3	-4	-3	-5						2.09
3	SSp3		2.10	0.21	1	1	1	2	0						2.31
4	StSq1		1.80	-0.06	-1	0	-1	0	0						1.74
5	3Lo<<		1.87	-0.85	-5	-4	-5	-5	-5						1.02
6	FCSp1		1.90	-0.06	0	0	-1	-2	0						1.84
7	CCoSp1		2.00	-0.07	-1	0	1	-2	0						1.93
			15.57												13.57
Program Components				Factor											
Composition			1.33	3.50	4.50	4.25	4.25	5.25							4.33
Presentation			1.33	3.50	4.50	4.25	3.50	5.00							4.08
Skating Skills			1.33	4.00	4.75	4.50	4.75	5.25							4.67
Judges Total Program Component Score (factored)														17.40	
Deductions:															0.00

14TH TIRNAVIA ICE CUP
JUDGES DETAILS PER SKATER
JUNIOR WOMEN SHORT PROGRAM

Rank	Name				Nation	Starting Number		Total Segment Score		Total Element Score		Total Program Component Score (factored)			Total Deductions		
22	Tereza FUCHSOVA				SVK	26		30.76		13.24		17.52			0.00		
#	Executed Elements	Info	Base Value	GOE	J1	J2	J3	J4	J5	J6	J7	J8	J9	Ref.	Scores of Panel		
1	3Lo<<	<<	1.70	-0.85	-5	-4	-5	-5	-5						0.85		
2	2F!+2T	!	3.10	-0.12	0	-1	0	-1	-2						2.98		
3	FCCoSp4*	*	0.00	0.00	-	-	-	-	-						0.00		
4	2A		3.63	x -0.44	-2	-2	-1	-1	-1						3.19		
5	CCoSp1		2.00	0.07	-1	0	0	1	1						2.07		
6	StSq2		2.60	0.00	0	0	0	1	0						2.60		
7	LSp1		1.50	0.05	0	0	0	1	1						1.55		
			14.53												13.24		
Program Components				Factor													
Composition				1.33	4.00	4.25	4.50	4.50	5.25							4.42	
Presentation				1.33	3.75	4.25	4.25	4.25	5.25							4.25	
Skating Skills				1.33	4.25	4.50	4.50	4.50	5.25							4.50	
Judges Total Program Component Score (factored)															17.52		
Deductions:															0.00		

Rank	Name				Nation	Starting Number		Total Segment Score		Total Element Score		Total Program Component Score (factored)			Total Deductions		
23	Katarina DRNZIKOVA				SVK	15		29.69		12.96		17.73			-1.00		
#	Executed Elements	Info	Base Value	GOE	J1	J2	J3	J4	J5	J6	J7	J8	J9	Ref.	Scores of Panel		
1	2A<<	F	1.10	-0.55	-5	-5	-5	-5	-5						0.55		
2	2Lo		1.70	0.11	1	0	1	1	0						1.81		
3	SSp2		1.60	0.00	0	0	0	1	0						1.60		
4	FCSp2		2.30	-0.23	-1	-1	-1	-2	0						2.07		
5	StSq2		2.60	0.00	0	0	0	1	0						2.60		
6	2Lze+2T	e	3.28	-0.45	-3	-2	-3	-3	-2						2.83		
7	CCoSp1V		1.50	0.00	0	1	0	-2	0						1.50		
			14.08												12.96		
Program Components				Factor													
Composition				1.33	3.75	4.50	4.50	4.75	5.00								4.58
Presentation				1.33	3.50	4.25	4.25	4.25	5.00								4.25
Skating Skills				1.33	3.75	4.25	4.50	4.75	5.25								4.50
Judges Total Program Component Score (factored)																17.73	
Deductions:		Falls	-1.00 (1)													-1.00	

Rank	Name					Nation	Starting Number		Total Segment Score	Total Element Score	Total Program Component Score (factored)				Total Deductions
24	Nina SOJKOVA					SVK	18		29.59	12.07	17.52				0.00
#	Executed Elements	Info	Base Value	GOE	J1	J2	J3	J4	J5	J6	J7	J8	J9	Ref.	Scores of Panel
1	2Lo	*	1.70	0.17	1	0	1	2	1						1.87
2	FCSp		0.00	0.00	-	-	-	-	-						0.00
3	1A*		0.00	0.00	-	-	-	-	-						0.00
4	CCoSp2V		1.88	0.00	0	0	0	0	1						1.88
5	2F+2T		3.41	0.00	0	0	0	0	0						3.41
6	StSq2		2.60	0.00	0	0	0	0	0						2.60
7	SSp3		2.10	0.21	1	0	1	1	1						2.31
			11.69												12.07
Program Components				Factor											
Composition				1.33	4.00	4.50	4.50	4.50	5.50						4.50
Presentation				1.33	3.75	4.50	4.25	4.50	5.50						4.42
Skating Skills				1.33	3.75	4.25	4.25	4.25	5.50						4.25
Judges Total Program Component Score (factored)															17.52
Deductions:															0.00

14TH TIRNAVIA ICE CUP
JUDGES DETAILS PER SKATER
JUNIOR WOMEN SHORT PROGRAM

Rank	Name				Nation	Starting Number		Total Segment Score		Total Element Score		Total Program Component Score (factored)			Total Deductions		
25	Lucia KUBICOVA				SVK	19		27.97		10.99		16.98			0.00		
#	Executed Elements	Info	Base Value	GOE	J1	J2	J3	J4	J5	J6	J7	J8	J9	Ref.	Scores of Panel		
1	2A<	<	2.64	-0.88	-3	-3	-4	-2	-5						1.76		
2	2Fe+COMBO	e	1.44	-0.72	-5	-5	-5	-5	-5						0.72		
3	CCoSp2V		1.88	0.06	0	0	1	1	0						1.94		
4	2Lo	x	1.87	0.00	0	0	0	0	0						1.87		
5	FCSpB		1.60	0.00	0	0	0	0	0						1.60		
6	StSq1		1.80	0.00	0	0	0	1	0						1.80		
7	SSp1		1.30	0.00	-1	0	0	1	0						1.30		
			12.53												10.99		
Program Components				Factor													
Composition				1.33	3.75	4.00	4.50	4.75	5.00							4.42	
Presentation				1.33	3.50	4.00	4.25	4.25	4.75							4.17	
Skating Skills				1.33	3.50	3.75	4.25	4.50	4.75							4.17	
Judges Total Program Component Score (factored)																16.98	
Deductions:															0.00		

Rank	Name				Nation	Starting Number		Total Segment Score		Total Element Score		Total Program Component Score (factored)			Total Deductions		
26	Lucia PEKARKOVA				SVK	25		22.55		8.36		14.19			0.00		
#	Executed Elements	Info	Base Value	GOE	J1	J2	J3	J4	J5	J6	J7	J8	J9	Ref.	Scores of Panel		
1	2A<<	<<	1.10	-0.55	-5	-5	-5	-5	-5						0.55		
2	LSpB		1.20	-0.16	-2	-1	-1	-2	0						1.04		
3	2F!<+2T<	<	2.48	-0.72	-5	-5	-5	-5	-5						1.76		
4	StSq1		1.80	-0.18	-1	-1	-2	-1	0						1.62		
5	2Lo	x	1.87	0.00	0	0	0	1	0						1.87		
6	FCSp1		1.90	-0.38	-2	-1	-3	-3	0						1.52		
7	CCoSp		0.00	0.00	-	-	-	-	-						0.00		
			10.35													8.36	
Program Components				Factor													
Composition				1.33	3.00	3.50	3.50	4.00	4.50							3.67	
Presentation				1.33	2.75	3.50	3.50	3.75	4.50							3.58	
Skating Skills				1.33	3.00	3.25	3.50	3.50	4.50							3.42	
Judges Total Program Component Score (factored)														14.19			
Deductions:															0.00		

Legend:							
#	Sequence number	GOE	Grade of Execution	Jx	Judges (x=1-9)	Ref.	Referee
*	Invalid element	e	Wrong edge	<	Under-rotated jump	<<	Downgraded jump
x	Credit for highlight distribution, base value multiplied by 1.1			!	Not clear edge	F	Fall
q	Jump landed on the quarter						

14TH TIRNAVIA ICE CUP
JUDGES DETAILS PER SKATER
JUNIOR WOMEN FREE SKATING

Rank	Name				Nation	Starting Number		Total Segment Score	Total Element Score	Total Program Component Score (factored)				Total Deductions		
1	Hannah FRANK				AUT	23		90.66	45.29	45.37				0.00		
#	Executed Elements	Info	Base Value	GOE	J1	J2	J3	J4	J5	J6	J7	J8	J9	Ref.	Scores of Panel	
1	3Lz+2T		7.20	0.20	0	1	1	0	0						7.40	
2	2A+3T<	<	6.66	-0.45	-2	-2	-1	-1	-1						6.21	
3	3S+1Eu+2F		6.60	0.29	1	1	0	0	1						6.89	
4	FCSp4		3.20	0.11	0	1	1	-1	0						3.31	
5	3S		4.30	0.29	0	0	1	1	1						4.59	
6	1A		1.21	x 0.00	0	0	0	0	0						1.21	
7	LSp3		2.40	0.56	2	3	2	3	2						2.96	
8	CCoSp3		3.00	0.90	3	2	3	4	3						3.90	
9	3T<	<	3.70	x -0.90	-3	-3	-2	-3	-2						2.80	
10	2Lz		2.31	x 0.21	1	0	1	2	1						2.52	
11	ChSq1		3.00	0.50	1	1	1	1	2						3.50	
			43.58												45.29	
Program Components				Factor												
Composition				2.67	5.25	5.75	5.75	5.00	6.00							5.58
Presentation				2.67	5.50	5.75	5.50	5.25	6.00							5.58
Skating Skills				2.67	5.75	6.00	5.75	5.50	6.25							5.83
Judges Total Program Component Score (factored)																45.37
Deductions:															0.00	

Rank	Name				Nation	Starting Number		Total Segment Score	Total Element Score	Total Program Component Score (factored)				Total Deductions		
2	Amanda ESKELIN				FIN	15		90.06	46.45	43.61				0.00		
#	Executed Elements	Info	Base Value	GOE	J1	J2	J3	J4	J5	J6	J7	J8	J9	Ref.	Scores of Panel	
1	3Lz!q+2T	!	7.20	-1.18	-3	-3	1	0	-3						6.02	
2	3F		5.30	0.88	0	1	2	2	2						6.18	
3	3S		4.30	-0.29	-1	-1	0	-1	0						4.01	
4	LSp3		2.40	0.40	2	2	2	1	0						2.80	
5	3Loq+2T	q	6.20	-1.63	-4	-3	-3	-4	-3						4.57	
6	3S+1Eu+2S		6.71	x 0.00	0	0	-3	1	0						6.71	
7	ChSq1		3.00	0.50	1	1	1	1	-1						3.50	
8	2A		3.63	x 0.00	0	0	0	-1	0						3.63	
9	2F		1.98	x 0.12	1	0	0	2	1						2.10	
10	FCSp3		2.80	0.28	0	1	1	1	1						3.08	
11	CCoSp4		3.50	0.35	1	1	2	1	1						3.85	
			47.02												46.45	
Program Components				Factor												
Composition				2.67	6.25	5.75	5.50	5.25	5.25							5.50
Presentation				2.67	5.50	5.50	5.25	5.25	5.00							5.33
Skating Skills				2.67	5.75	5.50	5.50	5.50	5.25							5.50
Judges Total Program Component Score (factored)																43.61
Deductions:															0.00	

14TH TIRNAVIA ICE CUP
JUDGES DETAILS PER SKATER
JUNIOR WOMEN FREE SKATING

Rank	Name	Nation	Starting Number	Total Segment Score	Total Element Score	Total Program Component Score (factored)				Total Deductions						
3	Minja PELTONEN	FIN	26	88.94	43.43	46.51				-1.00						
#	Executed Elements	Info	Base Value	GOE	J1	J2	J3	J4	J5	J6	J7	J8	J9	Ref.	Scores of Panel	
1	3Lz+2Lo	F q	7.60	0.20	0	0	1	0	1						7.80	
2	3F		5.30	0.35	0	1	1	1	0						5.65	
3	2A+1Eu+3S		8.10	0.00	0	0	0	0	0						8.10	
4	FCSp3		2.80	0.28	1	1	1	1	1						3.08	
5	3Lz<		4.72	-2.36	-5	-5	-5	-5	-5						2.36	
6	3Loq		5.39	x -2.45	-5	-4	-5	-5	-5						2.94	
7	SSp2		1.60	0.21	2	1	1	2	-3						1.81	
8	ChSq1		3.00	0.00	0	0	0	0	0						3.00	
9	2S		1.43	x 0.00	0	0	0	0	0						1.43	
10	2A		3.63	x 0.33	1	1	1	2	1						3.96	
11	CCoSp3		3.00	0.30	1	1	0	1	1						3.30	
			46.57												43.43	
Program Components				Factor												
Composition				2.67	5.75	6.00	5.50	5.00	6.00							5.75
Presentation				2.67	6.25	5.75	5.75	5.50	5.75							5.75
Skating Skills				2.67	6.00	6.00	5.75	5.75	6.25							5.92
Judges Total Program Component Score (factored)															46.51	
Deductions:		Falls	-1.00 (1)												-1.00	

Rank	Name	Nation	Starting Number	Total Segment Score	Total Element Score	Total Program Component Score (factored)				Total Deductions						
4	Lotta ARTIMO	FIN	21	87.97	46.68	42.29				-1.00						
#	Executed Elements	Info	Base Value	GOE	J1	J2	J3	J4	J5	J6	J7	J8	J9	Ref.	Scores of Panel	
1	3T+3T	<< F	8.40	0.42	0	1	2	1	1						8.82	
2	3Lz+2T+2Lo		8.90	0.20	0	0	1	0	2						9.10	
3	FCSp4		3.20	0.32	0	1	1	1	1						3.52	
4	3F		5.30	0.53	1	1	1	1	1						5.83	
5	1A<<		0.00	0.00	-	-	-	-	-						0.00	
6	3Lo		5.39	x 0.16	0	0	1	0	1						5.55	
7	LSp3		2.40	0.32	2	2	1	1	1						2.72	
8	ChSq1		3.00	0.50	1	1	0	1	1						3.50	
9	2Lz		2.31	x -0.35	-1	-2	-1	-2	-2						1.96	
10	3Sq		4.73	x -2.15	-5	-5	-5	-5	-5						2.58	
11	CCoSp3		3.00	0.10	1	0	1	0	0						3.10	
			46.63												46.68	
Program Components				Factor												
Composition				2.67	5.75	5.50	4.50	4.50	5.50							5.17
Presentation				2.67	5.50	5.50	4.50	5.25	5.50							5.42
Skating Skills				2.67	5.50	5.25	5.00	4.75	5.75							5.25
Judges Total Program Component Score (factored)															42.29	
Deductions:		Falls	-1.00 (1)												-1.00	

14TH TIRNAVIA ICE CUP
JUDGES DETAILS PER SKATER
JUNIOR WOMEN FREE SKATING

Rank	Name	Nation	Starting Number	Total Segment Score	Total Element Score	Total Program Component Score (factored)				Total Deductions						
5	Siqi LIU	ITA	22	87.53	42.80	44.73				0.00						
#	Executed Elements	Info	Base Value	GOE	J1	J2	J3	J4	J5	J6	J7	J8	J9	Ref.	Scores of Panel	
1	3S+2T	q	5.60	0.00	0	0	0	0	0						5.60	
2	3T+2T		5.50	0.00	0	0	0	0	1						5.50	
3	3T		4.20	0.28	0	0	1	1	1						4.48	
4	3Sq		4.30	-0.57	-2	-2	-1	-1	-1						3.73	
5	CCoSp3		3.00	0.30	1	1	0	2	1						3.30	
6	2A	!	3.63	x	-0.99	-3	-2	-3	-3	-3					2.64	
7	ChSq1		3.00	0.50	1	1	2	1	0						3.50	
8	2A		3.63	x	0.33	0	1	1	2	1					3.96	
9	2Lz!+1Eu+2F		4.84	x	-0.84	-4	-3	-4	-5	-4					4.00	
10	FCCoSp4		3.50	0.35	0	1	1	2	1						3.85	
11	LSp3		2.40	-0.16	-1	0	0	-2	-1						2.24	
			43.60												42.80	
Program Components				Factor												
Composition				2.67	6.00	5.50	5.50	5.50	5.75							5.58
Presentation				2.67	5.75	5.25	5.50	5.25	5.75							5.50
Skating Skills				2.67	5.75	5.50	5.50	5.75	6.00							5.67
Judges Total Program Component Score (factored)														44.73		
Deductions:															0.00	

Rank	Name	Nation	Starting Number	Total Segment Score	Total Element Score	Total Program Component Score (factored)				Total Deductions						
6	Olivia LENGYELOVA	SVK	20	82.63	42.92	40.71				-1.00						
#	Executed Elements	Info	Base Value	GOE	J1	J2	J3	J4	J5	J6	J7	J8	J9	Ref.	Scores of Panel	
1	3Lz+2T	q	7.20	0.79	1	1	2	2	1						7.99	
2	3Fq		5.30	-2.12	-4	-3	-4	-4	-4						3.18	
3	3Lo		4.90	0.33	0	1	1	1	0						5.23	
4	1Lz		0.60	-0.02	0	-1	0	-1	0						0.58	
5	CCoSp3		3.00	-0.10	0	0	-1	-2	0						2.90	
6	3Lo+REP	F	3.77	x	-2.45	-5	-5	-5	-5	-5					1.32	
7	3S+2A+SEQ		8.36	x	-1.29	-3	-2	-3	-3	-3					7.07	
8	2A+2T		5.06	x	0.33	1	0	1	2	1					5.39	
9	FCSp4		3.20	-0.32	-1	-1	-1	-2	0						2.88	
10	ChSq1		3.00	0.50	1	1	1	1	0						3.50	
11	LSp4		2.70	0.18	1	1	0	1	0						2.88	
			47.09												42.92	
Program Components				Factor												
Composition				2.67	5.25	5.50	5.00	5.00	5.25							5.17
Presentation				2.67	4.75	5.50	5.00	4.50	5.25							5.00
Skating Skills				2.67	5.00	5.25	5.00	5.00	5.50							5.08
Judges Total Program Component Score (factored)														40.71		
Deductions:		Falls	-1.00 (1)												-1.00	

14TH TIRNAVIA ICE CUP
JUDGES DETAILS PER SKATER
JUNIOR WOMEN FREE SKATING

Rank	Name	Nation	Starting Number	Total Segment Score	Total Element Score	Total Program Component Score (factored)	Total Deductions
7	Chiara MINIGHINI	ITA	25	76.33	32.39	44.94	-1.00

#	Executed Elements	Info	Base Value	GOE	J1	J2	J3	J4	J5	J6	J7	J8	J9	Ref.	Scores of Panel
1	3F!	!	5.30	-0.53	-1	-1	0	-1	-1						4.77
2	3S<+1A+SEQ	<	4.54	-0.57	-2	-2	-1	-2	-1						3.97
3	2A+1Eu+2S		5.10	0.33	1	0	1	2	1						5.43
4	3T		4.20	-1.82	-4	-5	-5	-4	-4						2.38
5	3S		4.30	-1.72	-4	-4	-4	-4	-4						2.58
6	FSSp2		2.30	0.08	1	0	0	0	1						2.38
7	LSp3		2.40	0.24	1	1	1	1	0						2.64
8	3T<+REP	F	1.00	x -0.65	-5	-5	-5	-5	-5						0.35
9	2Lo		1.87	x 0.06	0	0	0	1	1						1.93
10	CCoSp1		2.00	0.13	1	0	0	1	1						2.13
11	ChSq1		3.00	0.83	1	1	3	3	1						3.83
			36.01												32.39
Program Components															
	Composition			2.67	5.75	4.75	5.50	5.50	6.25						5.58
	Presentation			2.67	6.00	4.75	5.25	5.25	6.00						5.50
	Skating Skills			2.67	5.75	5.00	5.75	5.75	6.00						5.75
	Judges Total Program Component Score (factored)														44.94
Deductions: Falls -1.00 (1)															

Rank	Name	Nation	Starting Number	Total Segment Score	Total Element Score	Total Program Component Score (factored)	Total Deductions
8	Zofia GRZEGORZEWSKA	POL	18	75.44	37.05	39.39	-1.00

#	Executed Elements	Info	Base Value	GOE	J1	J2	J3	J4	J5	J6	J7	J8	J9	Ref.	Scores of Panel
1	3Sq	F	4.30	-2.15	-5	-5	-5	-5	-5						2.15
2	2A		3.30	-0.99	-3	-4	-3	-3	-3						2.31
3	2F		1.80	0.06	1	0	1	0	0						1.86
4	3S+2T		5.60	0.29	0	0	1	1	1						5.89
5	CCoSp4		3.50	0.47	2	1	1	2	1						3.97
6	2F+1Eu+2S		3.96	x 0.18	1	0	1	1	1						4.14
7	2A		3.63	x -1.10	-4	-3	-3	-3	-4						2.53
8	2Lz+2T		3.74	x 0.00	0	0	0	0	0						3.74
9	FCCoSp4		3.50	0.58	2	2	1	2	1						4.08
10	ChSq1		3.00	0.50	1	1	1	1	1						3.50
11	LSp3		2.40	0.48	3	2	2	1	2						2.88
			38.73												37.05
Program Components															
	Composition			2.67	5.25	4.75	4.75	4.50	5.25						4.92
	Presentation			2.67	5.00	4.75	4.75	4.25	5.00						4.83
	Skating Skills			2.67	5.00	5.25	4.75	4.75	5.25						5.00
	Judges Total Program Component Score (factored)														39.39
Deductions: Falls -1.00 (1)															

14TH TIRNAVIA ICE CUP

JUDGES DETAILS PER SKATER

JUNIOR WOMEN FREE SKATING

Rank	Name				Nation	Starting Number		Total Segment Score	Total Element Score	Total Program Component Score (factored)				Total Deductions	
9	Oda Tonnesen HAVGAR				NOR	24		72.52	29.79	44.73				-2.00	
#	Executed Elements	Info	Base Value	GOE	J1	J2	J3	J4	J5	J6	J7	J8	J9	Ref.	Scores of Panel
1	3Lo	F	4.90	-2.45	-5	-5	-5	-5	-5						2.45
2	3S<<	F	1.30	-0.65	-5	-5	-5	-5	-5						0.65
3	1Lo		0.50	0.00	0	-1	1	0	0						0.50
4	CCoSp3		3.00	0.30	1	1	1	0	2						3.30
5	2T+1Eu+2S		3.10	0.13	1	0	2	2	0						3.23
6	3T<	<	3.70 x	-1.57	-5	-4	-5	-5	-4						2.13
7	2A+2T		5.06 x	0.11	0	0	1	2	0						5.17
8	2Lz!+1A+SEQ	!	3.52 x	-0.21	-1	-1	-1	-1	-1						3.31
9	FCCoSp3		3.00	0.00	0	0	0	1	0						3.00
10	ChSq1		3.00	0.33	2	0	1	1	0						3.33
11	LSp3		2.40	0.32	1	1	1	2	2						2.72
			33.48												29.79
Program Components				Factor											
Composition				2.67	5.75	5.25	5.25	5.50	6.00						5.50
Presentation				2.67	5.50	5.25	5.25	5.50	5.75						5.42
Skating Skills				2.67	5.75	5.50	5.75	6.25	6.00						5.83
Judges Total Program Component Score (factored)															44.73
Deductions:		Falls		-2.00	(2)										-2.00

Rank	Name				Nation	Starting Number		Total Segment Score	Total Element Score	Total Program Component Score (factored)				Total Deductions	
10	Zala GRUM				SLO	12		72.31	37.92	37.39				-3.00	
#	Executed Elements	Info	Base Value	GOE	J1	J2	J3	J4	J5	J6	J7	J8	J9	Ref.	Scores of Panel
1	3Lo+2T		6.20	-0.65	-1	-1	-1	-2	-2						5.55
2	2A+1Eu+2S		5.10	0.22	0	0	1	1	1						5.32
3	3T<	F	3.36	-1.68	-5	-5	-5	-5	-5						1.68
4	3Loq	F	4.90	-2.45	-5	-5	-5	-5	-5						2.45
5	FCSp4		3.20	0.21	0	1	1	0	2						3.41
6	3S<+2T	<	5.21 x	-0.92	-3	-2	-2	-3	-3						4.29
7	2A		3.63 x	0.33	0	1	1	1	1						3.96
8	FCCoSp4		3.50	0.35	1	1	0	1	1						3.85
9	ChSq1		3.00	0.33	0	1	1	1	0						3.33
10	3S<<	F	1.43 x	-0.65	-5	-5	-5	-5	-5						0.78
11	CCoSp3		3.00	0.30	1	1	1	1	1						3.30
			42.53												37.92
Program Components				Factor											
Composition				2.67	4.50	5.00	4.75	4.50	4.75						4.67
Presentation				2.67	4.25	4.75	4.50	4.25	4.75						4.50
Skating Skills				2.67	5.00	5.50	4.75	4.50	4.75						4.83
Judges Total Program Component Score (factored)															37.39
Deductions:		Falls		-3.00	(3)										-3.00

14TH TIRNAVIA ICE CUP
JUDGES DETAILS PER SKATER
JUNIOR WOMEN FREE SKATING

Rank	Name	Nation	Starting Number	Total Segment Score	Total Element Score	Total Program Component Score (factored)				Total Deductions						
11	Lena HELT	FRA	11	67.36	31.31	36.05				0.00						
#	Executed Elements	Info	Base Value	GOE	J1	J2	J3	J4	J5	J6	J7	J8	J9	Ref.	Scores of Panel	
1	2F+2Lo+2T		4.80	-0.30	-1	-3	-1	-2	-2						4.50	
2	2A		3.30	0.00	0	0	0	0	0						3.30	
3	2A<	<	2.64	-0.88	-3	-4	-4	-3	-3						1.76	
4	LSp1		1.50	0.05	1	1	0	0	0						1.55	
5	3S<<	<<	1.30	-0.65	-5	-5	-5	-5	-5						0.65	
6	2F+2Lo		3.85	x 0.00	0	-2	0	0	1						3.85	
7	2Lz+2T		3.74	x 0.00	0	0	0	0	0						3.74	
8	ChSq1		3.00	0.50	1	1	1	1	1						3.50	
9	FCCoSp2		2.50	-0.08	-1	0	0	-3	0						2.42	
10	2Lz		2.31	x 0.00	0	0	0	0	0						2.31	
11	CCoSp4		3.50	0.23	1	1	0	0	1						3.73	
			32.44												31.31	
Program Components				Factor												
Composition				2.67	4.75	4.75	4.00	4.00	4.75							4.50
Presentation				2.67	4.50	4.75	4.25	4.25	4.50							4.42
Skating Skills				2.67	4.75	4.75	4.25	3.75	4.75							4.58
Judges Total Program Component Score (factored)																36.05
Deductions:															0.00	

Rank	Name	Nation	Starting Number	Total Segment Score	Total Element Score	Total Program Component Score (factored)				Total Deductions						
12	Amelie Emma CEPLOVA	CZE	16	67.04	29.44	37.60				0.00						
#	Executed Elements	Info	Base Value	GOE	J1	J2	J3	J4	J5	J6	J7	J8	J9	Ref.	Scores of Panel	
1	2A+1Eu+2S		5.10	0.33	0	1	1	1	1						5.43	
2	3S<	<	3.44	-1.72	-5	-5	-5	-5	-4						1.72	
3	3S<+COMBO+2T*	*	3.44	-1.61	-5	-4	-4	-5	-5						1.83	
4	LSp2		1.90	0.13	1	1	1	0	0						2.03	
5	3T<<	<<	1.30	-0.65	-5	-5	-5	-5	-4						0.65	
6	2F		1.80	0.06	0	0	1	0	1						1.86	
7	2A		3.63	x -1.32	-4	-4	-4	-3	-4						2.31	
8	ChSq1		3.00	0.17	0	1	2	-2	0						3.17	
9	2F+2T		3.41	x 0.00	0	0	0	0	0						3.41	
10	FCCoSp4		3.50	0.23	0	1	1	0	1						3.73	
11	CCoSp3		3.00	0.30	1	1	1	0	1						3.30	
			33.52												29.44	
Program Components				Factor												
Composition				2.67	4.75	5.00	4.75	4.00	5.00							4.83
Presentation				2.67	4.50	4.75	4.50	3.75	4.75							4.58
Skating Skills				2.67	4.75	4.75	4.50	4.00	4.75							4.67
Judges Total Program Component Score (factored)																37.60
Deductions:															0.00	

14TH TIRNAVIA ICE CUP
JUDGES DETAILS PER SKATER
JUNIOR WOMEN FREE SKATING

Rank	Name	Nation	Starting Number	Total Segment Score	Total Element Score	Total Program Component Score (factored)								Total Deductions		
13	Lucia BOGDANOVA	SVK	10	65.32	29.48	35.84								0.00		
#	Executed Elements	Info	Base Value	GOE	J1	J2	J3	J4	J5	J6	J7	J8	J9	Ref.	Scores of Panel	
1	2A+2T+2Lo		6.30	0.11	0	0	1	1	0						6.41	
2	3Lo<<	<<	1.70	-0.85	-5	-5	-5	-5	-5						0.85	
3	2A		3.30	0.33	1	0	1	1	1						3.63	
4	2F+2T		3.10	-0.12	0	-1	-1	0	-2						2.98	
5	2Lz+2Lo<<	<<	2.60	-1.05	-5	-5	-5	-5	-3						1.55	
6	FCSp3		2.80	0.19	0	1	1	1	0						2.99	
7	SSp3		2.10	0.21	1	1	1	0	1						2.31	
8	2F	x	1.98	0.12	1	0	1	1	0						2.10	
9	1Lz	x	0.66	0.00	0	-1	0	0	0						0.66	
10	CCoSp2		2.50	0.00	0	0	0	-2	0						2.50	
11	ChSq1		3.00	0.50	1	1	2	1	0						3.50	
			30.04												29.48	
Program Components				Factor												
Composition				2.67	4.25	4.75	4.50	4.25	4.75							4.50
Presentation				2.67	4.25	4.75	4.50	4.00	4.50							4.42
Skating Skills				2.67	4.50	4.50	4.50	4.25	4.50							4.50
Judges Total Program Component Score (factored)															35.84	
Deductions:															0.00	

Rank	Name	Nation	Starting Number	Total Segment Score	Total Element Score	Total Program Component Score (factored)								Total Deductions		
14	Laura VIRANYI	HUN	19	62.59	27.91	34.68								0.00		
#	Executed Elements	Info	Base Value	GOE	J1	J2	J3	J4	J5	J6	J7	J8	J9	Ref.	Scores of Panel	
1	CCoSp2		2.50	0.25	1	0	1	1	1						2.75	
2	2Lz		2.10	0.00	0	0	0	-1	0						2.10	
3	3S<+2T	<	4.74	-0.69	-2	-2	-2	-2	-2						4.05	
4	2A<	<	2.64	-0.53	-3	-2	-2	-2	-2						2.11	
5	3S<<	<<	1.30	-0.65	-5	-5	-5	-5	-5						0.65	
6	3Lo<<	<<	1.87	-0.62	-5	-3	-4	-4	-3						1.25	
7	FCSp3		2.80	0.00	0	0	0	0	0						2.80	
8	2F+1Eu+2S	x	3.96	0.06	0	1	0	1	0						4.02	
9	ChSq1		3.00	0.00	0	1	0	0	0						3.00	
10	2F+2T	x	3.41	0.00	0	0	0	0	0						3.41	
11	LSp2		1.90	-0.13	-1	0	-1	-1	0						1.77	
			30.22												27.91	
Program Components				Factor												
Composition				2.67	4.25	4.75	4.00	4.00	5.25							4.33
Presentation				2.67	4.25	4.75	4.00	4.00	5.00							4.33
Skating Skills				2.67	4.00	4.75	4.25	4.00	5.00							4.33
Judges Total Program Component Score (factored)															34.68	
Deductions:															0.00	

14TH TIRNAVIA ICE CUP
JUDGES DETAILS PER SKATER
JUNIOR WOMEN FREE SKATING

Rank	Name				Nation	Starting Number		Total Segment Score	Total Element Score	Total Program Component Score (factored)				Total Deductions		
15	Karolina BATKOVA				CZE	14		61.81	26.64	37.17				-2.00		
#	Executed Elements	Info	Base Value	GOE	J1	J2	J3	J4	J5	J6	J7	J8	J9	Ref.	Scores of Panel	
1	2A<<	<<	1.10	-0.55	-5	-5	-5	-5	-5						0.55	
2	3T<<	F	1.30	-0.65	-5	-5	-5	-5	-5						0.65	
3	3Lo<<	F	1.70	-0.85	-5	-5	-5	-5	-5						0.85	
4	1A+1Eu+1F		2.10	0.00	0	-1	0	0	0						2.10	
5	CCoSp4		3.50	0.23	1	1	0	-1	1						3.73	
6	2F+2T		3.41	x 0.18	1	1	1	0	1						3.59	
7	2Lz!+2T	!	3.74	x -0.28	-1	-1	-1	-2	-2						3.46	
8	SSp3		2.10	0.14	1	0	1	1	0						2.24	
9	2Lz		2.31	x 0.14	0	1	1	1	0						2.45	
10	ChSq1		3.00	0.17	0	0	1	1	0						3.17	
11			0.00	0.00	-	-	-	-	-						0.00	
12	FCCoSp4		3.50	0.35	2	0	1	1	1						3.85	
			27.76												26.64	
Program Components				Factor												
Composition				2.67	4.50	4.75	4.75	4.25	4.75							4.67
Presentation				2.67	4.50	4.75	4.50	4.25	4.75							4.58
Skating Skills				2.67	4.50	5.00	4.75	4.50	4.75							4.67
Judges Total Program Component Score (factored)															37.17	
Deductions:		Falls	-2.00 (2)												-2.00	

Rank	Name				Nation	Starting Number		Total Segment Score	Total Element Score	Total Program Component Score (factored)				Total Deductions		
16	Paula BERYAK				GER	13		61.36	28.23	33.13				0.00		
#	Executed Elements	Info	Base Value	GOE	J1	J2	J3	J4	J5	J6	J7	J8	J9	Ref.	Scores of Panel	
1	3T+2T		5.50	0.42	1	1	1	1	1						5.92	
2	A		0.00	0.00	-	-	-	-	-						0.00	
3	2S		1.30	0.00	0	-1	0	0	0						1.30	
4	1A		1.10	0.00	0	-1	0	0	0						1.10	
5	FCCoSp4		3.50	-0.58	-2	0	-2	-3	-1						2.92	
6	2F+1Eu+2S		3.96	x 0.00	0	0	0	0	0						3.96	
7	2Aq	q	3.63	x -0.66	-2	-2	-2	-3	-2						2.97	
8	2F+2T		3.41	x 0.00	0	0	0	0	1						3.41	
9	CCoSp2V		1.88	-0.19	-1	-1	-1	-2	0						1.69	
10	ChSq1		3.00	0.00	0	0	0	-1	0						3.00	
11	LSp2		1.90	0.06	1	0	1	0	0						1.96	
			29.18												28.23	
Program Components				Factor												
Composition				2.67	3.75	4.50	4.00	3.75	4.75							4.08
Presentation				2.67	3.75	4.25	4.00	3.75	4.50							4.00
Skating Skills				2.67	4.25	4.75	4.00	3.50	4.75							4.33
Judges Total Program Component Score (factored)															33.13	
Deductions:		0.00														

14TH TIRNAVIA ICE CUP
JUDGES DETAILS PER SKATER
JUNIOR WOMEN FREE SKATING

Rank	Name	Nation	Starting Number	Total Segment Score	Total Element Score	Total Program Component Score (factored)				Total Deductions						
17	Terezia POC SOVA	SVK	17	60.35	25.51	37.84				-3.00						
#	Executed Elements	Info	Base Value	GOE	J1	J2	J3	J4	J5	J6	J7	J8	J9	Ref.	Scores of Panel	
1	2A	F	3.30	-0.66	-2	-3	-2	-2	-1						2.64	
2	3S<<		1.30	-0.65	-5	-5	-5	-5	-5						0.65	
3	3T<		3.36	-1.68	-5	-5	-5	-5	-5						1.68	
4	3S<+REP		2.41	-1.72	-5	-5	-5	-5	-5						0.69	
5	FCCoSp4		3.50	0.23	0	1	1	2	0						3.73	
6	ChSq1		3.00	0.33	1	0	2	1	0						3.33	
7	1A+2T		2.64	x 0.04	0	0	1	1	0						2.68	
8	2Lz+2T		3.74	x 0.07	0	0	1	2	0						3.81	
9	2Lz		2.31	x 0.07	0	0	0	1	1						2.38	
10	CCoSp3V		2.25	0.00	0	0	0	0	1						2.25	
11	CSSp2V		1.73	-0.06	-3	0	0	-1	0						1.67	
			29.54												25.51	
Program Components				Factor												
Composition				2.67	4.75	4.75	4.75	4.25	4.75							4.75
Presentation				2.67	4.25	4.50	4.75	4.25	4.75							4.50
Skating Skills				2.67	4.75	4.75	5.25	5.25	4.75							4.92
Judges Total Program Component Score (factored)														37.84		
Deductions:		Falls	-3.00 (3)										-3.00			

Rank	Name	Nation	Starting Number	Total Segment Score	Total Element Score	Total Program Component Score (factored)				Total Deductions						
18	Nina SOJ KOVA	SVK	3	58.86	24.60	34.26				0.00						
#	Executed Elements	Info	Base Value	GOE	J1	J2	J3	J4	J5	J6	J7	J8	J9	Ref.	Scores of Panel	
1	2F+2T+2Lo	q	4.80	0.30	1	1	2	2	2						5.10	
2	2S		1.30	0.09	0	1	1	1	0						1.39	
3	2F+2Loq		3.50	-0.36	-2	-2	-1	-3	-2						3.14	
4	CCoSp2		2.50	0.00	0	1	0	0	0						2.50	
5	2Lze	e	1.68	-0.39	-3	-2	-1	-3	-2						1.29	
6	1A+2T		2.40	0.13	1	0	1	2	1						2.53	
7	CSSp1		1.90	-0.06	-1	0	0	-1	0						1.84	
8	2S		1.43	x 0.09	0	1	1	1	0						1.52	
9	2Lze		1.85	x -0.39	-3	-2	-2	-3	-2						1.46	
10	ChSq1		3.00	-1.17	-3	-2	-2	-3	-2						1.83	
11	FCCoSp1		2.00	0.00	0	0	0	0	1						2.00	
			26.36												24.60	
Program Components				Factor												
Composition				2.67	3.50	4.25	4.25	4.25	4.50							4.25
Presentation				2.67	3.50	4.25	4.25	3.75	4.50							4.08
Skating Skills				2.67	4.25	4.50	4.50	4.50	4.75							4.50
Judges Total Program Component Score (factored)														34.26		
Deductions:		0.00														

14TH TIRNAVIA ICE CUP
JUDGES DETAILS PER SKATER
JUNIOR WOMEN FREE SKATING

Rank	Name	Nation	Starting Number	Total Segment Score	Total Element Score	Total Program Component Score (factored)				Total Deductions						
19	Sara PARKOSOVA	CZE	8	58.27	27.02	32.25				-1.00						
#	Executed Elements	Info	Base Value	GOE	J1	J2	J3	J4	J5	J6	J7	J8	J9	Ref.	Scores of Panel	
1	2A		3.30	-0.99	-3	-3	-3	-3	-3						2.31	
2	3S<	<	3.44	-0.69	-2	-2	-2	-2	-2						2.75	
3	CCoSp3		3.00	0.20	1	1	1	0	0						3.20	
4	1A		1.10	-0.48	-4	-5	-5	-4	-4						0.62	
5	3S<+REP	F	2.41	-1.72	-5	-5	-5	-5	-5						0.69	
6	2Lz!+2T	!	3.74	x	-0.91	-4	-4	-4	-5	-5					2.83	
7	ChSq1		3.00	-0.50	-1	-1	-1	-1	0						2.50	
8	2Lz!+2T	!	3.74	x	-0.42	-1	-2	-2	-2	-2					3.32	
9	2F+1A+1A+SEQ		4.40	x	0.00	0	0	0	0	0					4.40	
10	FCSp2		2.30	0.00	0	0	0	-1	1						2.30	
11	SSp3		2.10	0.00	0	-1	0	0	0						2.10	
			32.53												27.02	
Program Components				Factor												
Composition				2.67	4.00	4.25	4.00	4.00	4.50							4.08
Presentation				2.67	4.00	3.75	3.75	3.75	4.25							3.83
Skating Skills				2.67	4.25	4.00	4.00	4.25	4.50							4.17
Judges Total Program Component Score (factored)														32.25		
Deductions:		Falls	-1.00 (1)										-1.00			

Rank	Name	Nation	Starting Number	Total Segment Score	Total Element Score	Total Program Component Score (factored)				Total Deductions						
20	Katarina DRNZIKOVA	SVK	4	52.68	21.97	30.71				0.00						
#	Executed Elements	Info	Base Value	GOE	J1	J2	J3	J4	J5	J6	J7	J8	J9	Ref.	Scores of Panel	
1	2Lze	e	1.68	-0.67	-5	-3	-4	-3	-5						1.01	
2	2Fq+2Lo<	<	3.16	-0.90	-5	-3	-5	-5	-5						2.26	
3	1A+2T<	<	2.14	-0.22	-2	-2	-2	-2	-2						1.92	
4	FCCoSp2V		1.88	-0.13	-1	-1	0	-2	0						1.75	
5	2S		1.30	0.00	0	0	0	0	0						1.30	
6	2Lzeq+2T<	<	2.99	x	-0.78	-5	-4	-5	-2	-5					2.21	
7	2Fq	q	1.98	x	-0.36	-2	-2	-2	-2	-2					1.62	
8	CCoSp4		3.50	0.23	0	0	1	1	1						3.73	
9	2Lo	x	1.87	0.00	0	0	0	0	0						1.87	
10	ChSq1		3.00	0.00	0	0	0	0	0						3.00	
11	SSp1		1.30	0.00	-1	0	0	0	0						1.30	
			24.80												21.97	
Program Components				Factor												
Composition				2.67	4.50	3.75	3.75	3.75	4.25							3.92
Presentation				2.67	3.75	3.25	3.50	3.00	4.00							3.50
Skating Skills				2.67	4.25	3.75	4.00	4.25	4.00							4.08
Judges Total Program Component Score (factored)														30.71		
Deductions:		0.00														

14TH TIRNAVIA ICE CUP
JUDGES DETAILS PER SKATER
JUNIOR WOMEN FREE SKATING

Rank	Name	Nation	Starting Number	Total Segment Score	Total Element Score	Total Program Component Score (factored)				Total Deductions					
21	Lucia KUBICOVA	SVK	2	51.92	21.30	31.62				-1.00					
#	Executed Elements	Info	Base Value	GOE	J1	J2	J3	J4	J5	J6	J7	J8	J9	Ref.	Scores of Panel
1	2A<<+1Eu+2S	<<	2.90	-0.39	-3	-3	-3	-4	-3						2.51
2	2F!<	F	1.44	-0.72	-5	-5	-5	-5	-5						0.72
3	2Lz+2Lo		3.80	-0.63	-3	-3	-3	-3	-3						3.17
4	2A<<	<<	1.10	-0.44	-4	-4	-4	-4	-3						0.66
5	FCSp3		2.80	0.28	1	0	1	1	1						3.08
6	2Feq	e	1.58	x -0.67	-5	-4	-4	-5	-5						0.91
7	2Lz		2.31	x 0.00	0	0	0	0	0						2.31
8	2S		1.43	x 0.00	0	0	0	0	0						1.43
9	ChSq1		3.00	0.33	0	0	1	1	1						3.33
10	CCoSp2V		1.88	0.00	0	0	0	0	1						1.88
11	SSp1		1.30	0.00	0	0	0	0	0						1.30
			23.54												21.30
Program Components				Factor											
Composition				2.67	3.75	3.75	3.50	4.25	4.25						3.92
Presentation				2.67	4.00	3.75	3.75	4.25	4.25						4.00
Skating Skills				2.67	4.00	3.50	3.75	4.00	4.25						3.92
Judges Total Program Component Score (factored)															31.62
Deductions:		Falls	-1.00 (1)										-1.00		

Rank	Name	Nation	Starting Number	Total Segment Score	Total Element Score	Total Program Component Score (factored)				Total Deductions					
22	Sara HÖFER	AUT	9	50.86	20.94	32.92				-3.00					
#	Executed Elements	Info	Base Value	GOE	J1	J2	J3	J4	J5	J6	J7	J8	J9	Ref.	Scores of Panel
1	2A		3.30	0.11	0	0	1	1	0						3.41
2	3S<<	F	1.30	-0.65	-5	-5	-5	-5	-5						0.65
3	2S	F	1.30	-0.65	-5	-5	-5	-5	-5						0.65
4	FCCoSp3		3.00	0.10	0	1	1	0	0						3.10
5	2A<<	F	1.10	-0.55	-5	-5	-5	-5	-5						0.55
6	2F!	!	1.98	x -0.24	-1	-1	-1	-2	-2						1.74
7	ChSq1		3.00	0.00	0	0	0	0	0						3.00
8	LSp3		2.40	0.24	2	1	1	1	1						2.64
9	1Lo		0.55	x -0.25	-3	-5	-5	-5	-5						0.30
10	2F!<	<	1.58	x -0.53	-3	-4	-3	-5	-4						1.05
11	CCoSp4		3.50	0.35	1	1	2	1	1						3.85
			23.01												20.94
Program Components				Factor											
Composition				2.67	4.25	4.50	4.25	3.75	4.75						4.33
Presentation				2.67	3.50	4.25	3.75	3.50	4.50						3.83
Skating Skills				2.67	3.75	4.00	4.25	4.25	4.50						4.17
Judges Total Program Component Score (factored)															32.92
Deductions:		Falls	-3.00 (3)										-3.00		
Costume/Prop violation (1 of 6)															

14TH TIRNAVIA ICE CUP
JUDGES DETAILS PER SKATER
JUNIOR WOMEN FREE SKATING

Rank	Name	Nation	Starting Number	Total Segment Score	Total Element Score	Total Program Component Score (factored)				Total Deductions					
23	Tereza FUCHSOVA	SVK	5	50.11	22.41	28.70				-1.00					
#	Executed Elements	Info	Base Value	GOE	J1	J2	J3	J4	J5	J6	J7	J8	J9	Ref.	Scores of Panel
1	3Lo<<	<<	1.70	-0.85	-5	-4	-5	-5	-5						0.85
2	2F!+2T	!	3.10	-0.12	0	-1	0	-1	-2						2.98
3	2A		3.30	0.00	0	0	0	0	0						3.30
4	2Lo		1.70	-0.62	-4	-4	-3	-3	-5						1.08
5	3S<<	<<	1.30	-0.52	-5	-4	-4	-3	-4						0.78
6	FCCoSp3V		2.25	0.00	-1	0	0	0	0						2.25
7	FSSp1		2.00	0.00	0	0	0	0	0						2.00
8	ChSq1		3.00	-0.50	-1	-1	-1	-1	0						2.50
9	2Aq+1Eu+3S<<	F	5.61 x	-1.65	-5	-5	-5	-5	-5						3.96
10	3T<<	<<	1.43 x	-0.65	-5	-5	-5	-5	-5						0.78
11	CCoSp1		2.00	-0.07	-1	-1	0	0	0						1.93
			27.39												22.41
Program Components			Factor												
Composition			2.67	3.00	3.75	3.50	2.75	4.25							
Presentation			2.67	3.00	3.75	3.00	2.75	4.00							
Skating Skills			2.67	4.25	4.00	3.75	4.00	4.25							
Judges Total Program Component Score (factored)															
Deductions:	Falls	-1.00 (1)													

Rank	Name	Nation	Starting Number	Total Segment Score	Total Element Score	Total Program Component Score (factored)				Total Deductions					
24	Simona KOLENAKOVA	SVK	7	48.18	22.81	27.37				-2.00					
#	Executed Elements	Info	Base Value	GOE	J1	J2	J3	J4	J5	J6	J7	J8	J9	Ref.	Scores of Panel
1	3F!<	F	4.24	-2.12	-5	-5	-5	-5	-5						2.12
2	3S+1T		4.70	-0.86	-2	-1	-2	-2	-3						3.84
3	FCCoSp3		3.00	0.10	0	0	0	1	1						3.10
4	2A<<	F	1.10	-0.55	-5	-5	-5	-5	-5						0.55
5	ChSq1		3.00	0.00	0	0	0	0	0						3.00
6	3Sq	q	4.30	-2.15	-5	-4	-5	-5	-5						2.15
7	2Lo		1.87 x	-0.79	-4	-5	-5	-4	-5						1.08
8	2Lz+2T		3.74 x	-0.63	-3	-4	-3	-3	-3						3.11
9	1A		1.21 x	0.00	0	0	0	0	0						1.21
10	CCoSp2V		1.88	-0.19	-1	-1	-1	-2	0						1.69
11	LSpB		1.20	-0.24	-2	-2	-2	-2	-1						0.96
			30.24												22.81
Program Components			Factor												
Composition			2.67	3.25	3.50	3.50	3.50	4.50							
Presentation			2.67	3.00	3.25	2.75	3.00	4.25							
Skating Skills			2.67	3.50	3.75	3.50	3.75	4.25							
Judges Total Program Component Score (factored)															
Deductions:	Falls	-2.00 (2)													

14TH TIRNAVIA ICE CUP
JUDGES DETAILS PER SKATER
JUNIOR WOMEN FREE SKATING

Rank	Name	Nation	Starting Number	Total Segment Score	Total Element Score	Total Program Component Score (factored)				Total Deductions						
25	Alisah REITERER	AUT	6	47.62	20.58	28.04				-1.00						
#	Executed Elements	Info	Base Value	GOE	J1	J2	J3	J4	J5	J6	J7	J8	J9	Ref.	Scores of Panel	
1	2A+1Eu+2F		5.60	0.00	0	0	0	-1	0						5.60	
2	3Lo<<	<<	1.70	-0.85	-5	-5	-5	-5	-5						0.85	
3	3S<<	<<	1.30	-0.65	-5	-5	-5	-5	-4						0.65	
4	SSp4		2.50	0.25	1	1	2	1	0						2.75	
5	2A	F	3.30	-1.65	-5	-5	-5	-5	-5						1.65	
6			0.00	0.00	-	-	-	-	-						0.00	
7	2Lz<	<	1.85	x -0.84	-5	-4	-5	-5	-5						1.01	
8	2F		1.98	x 0.00	0	0	0	0	0						1.98	
9	ChSq1		3.00	-0.67	-2	0	-2	-1	-1						2.33	
10	FCSp2		2.30	0.00	-1	0	0	0	0						2.30	
11	2Lo+2T<<	<<	2.31	x -0.85	-5	-5	-5	-5	-4						1.46	
12	CoSp		0.00	0.00	-	-	-	-	-						0.00	
			25.84												20.58	
Program Components				Factor												
Composition				2.67	3.25	3.75	3.25	3.25	4.25							3.42
Presentation				2.67	3.00	3.75	3.00	2.75	4.00							3.25
Skating Skills				2.67	3.75	4.25	3.75	3.50	4.00							3.83
Judges Total Program Component Score (factored)														28.04		
Deductions:		Falls	-1.00 (1)												-1.00	

Rank	Name	Nation	Starting Number	Total Segment Score	Total Element Score	Total Program Component Score (factored)				Total Deductions						
26	Lucia PEKARKOVA	SVK	1	43.80	21.32	24.48				-2.00						
#	Executed Elements	Info	Base Value	GOE	J1	J2	J3	J4	J5	J6	J7	J8	J9	Ref.	Scores of Panel	
1	2Fe+2T+1A+SEQ	e	3.84	-0.29	-2	-2	-2	-2	-2						3.55	
2	2Lz+2T		3.40	0.00	0	0	0	1	0						3.40	
3	FCCoSp3		3.00	-0.30	-1	-1	-1	-2	-1						2.70	
4	1Lz		0.60	0.00	0	-1	0	0	0						0.60	
5	2Fe<	F	1.08	-0.54	-5	-5	-5	-5	-5						0.54	
6	CCoSp3V		2.25	-0.15	0	-1	-1	-2	0						2.10	
7	2Lo		1.87	x 0.00	-1	0	0	0	0						1.87	
8	1A		1.21	x 0.00	0	0	0	0	0						1.21	
9	ChSq1		3.00	-0.33	-1	0	-2	-1	0						2.67	
10	2S		1.43	x 0.00	0	0	0	0	0						1.43	
11	LSp1		1.50	-0.25	-2	-1	-2	-3	-1						1.25	
			23.18												21.32	
Program Components				Factor												
Composition				2.67	3.25	3.00	2.75	3.00	3.75							3.08
Presentation				2.67	3.00	3.00	2.50	2.75	3.50							2.92
Skating Skills				2.67	3.00	3.25	3.00	3.25	3.50							3.17
Judges Total Program Component Score (factored)														24.48		
Deductions:		Falls	-2.00 (2)												-2.00	

Legend:

#	Sequence number	GOE	Grade of Execution	Jx	Judges (x=1-9)	Ref.	Referee
*	Invalid element	e	Wrong edge	<	Under-rotated jump	<<	Downgraded jump
x	Credit for highlight distribution, base value multiplied by 1.1			!	Not clear edge	REP	Jump repetition
F	Fall	q	Jump landed on the quarter				

14TH TIRNAVIA ICE CUP

ADVANCED NOVICE BOYS

City Ice Rink	28 OCT 2022	14:00	Short Program
	29 OCT 2022	8:00	Free Skating

Size of Skating Arena:	30m*60m
Ice Conditions:	very good
Number of Entries:	8
Number of Participants:	8

Entry Withdrawn:

Short Program			
Duration:	2:20	+/- 10 seconds	
Segment Factor:	1.00		
Program Component Factors:	Composition	1.20	
	Presentation	1.20	
	Skating Skills	1.20	

Free Skating			
Duration:	3:00	+/- 10 seconds	
Segment Factor:	1.00		
Program Component Factors:	Composition	2.40	
	Presentation	2.40	
	Skating Skills	2.40	

14TH TIRNAVIA ICE CUP
PANEL OF JUDGES
ADVANCED NOVICE BOYS
Officials

Technical Controller	Ms. Eva SZILAGYI	HUN
Technical Specialist	Ms. Zuzana DRNZIKOVA	ISU
Technical Specialist	Ms. Milena PANIC	ISU

Judges

Referee	Ms. Zsuzsanna VIKARNE-HOMOLYA	ISU
Judge No. 1	Ms. Katharina RAUCH	AUT
Judge No. 2	Ms. Dana MITICKA	SVK
Judge No. 3	Ms. Miluse SAFRANKOVA	CZE
Judge No. 4	Ms. Lenka BOHUNICKA	SVK
Judge No. 5	Mr. Martin OSMERA	CZE

Data/Replay Operator


Data Operator	Ms. Katarina KELSCHOVA	SVK
Replay Operator	Ms. Wanda STANKOVIANSKA	ISU

14TH TIRNAVIA ICE CUP
RESULTS
ADVANCED NOVICE BOYS

Pl. Name	Nation	Total Score	SP	FS
1 Luka IMEDASHVILI	LTU	46.42	1	
2 Tadeas VACLAVIK	SVK	43.12	2	
3 Deyan MIHAYLOV	BUL	38.77	3	
4 Alex VALKY	SVK	35.71	4	
5 Lev MYSHKOVETS	UKR	33.35	5	
6 Gion SCHMID	SUI	31.22	6	
7 Daniil VALANOV	NOR	27.43	7	
8 Yoanis APOSTOLU	BUL	26.24	8	



Ms. Zsuzsanna VIKARNE-HOMOLYA, ISU
Referee



Ms. Eva SZILAGYI, ISU
Technical Controller

Legend:

FS Free Skating **SP** Short Program **Pl.** Place

14TH TIRNAVIA ICE CUP
JUDGES DETAILS PER SKATER
ADVANCED NOVICE BOYS SHORT PROGRAM

Rank	Name				Nation	Starting Number		Total Segment Score		Total Element Score		Total Program Component Score (factored)			Total Deductions	
1	Luka IMEDASHVILI				LTU	6		46.42		27.52		18.90			0.00	
#	Executed Elements	Info	Base Value	GOE	J1	J2	J3	J4	J5	J6	J7	J8	J9	Bonus	Ref.	Scores of Panel
1	3Fb+2T	b	6.60	0.53	2	1	1	1	1					1.00		8.13
2	3Lo		4.90	0.49	1	1	1	1	1							5.39
3	2Ab	b	3.30	0.22	2	1	0	0	1					1.00		4.52
4	CSSp2		2.30	0.46	2	3	2	2	2							2.76
5	StSq2		2.60	0.52	2	2	1	2	2							3.12
6	CCoSp3		3.00	0.60	1	2	2	2	3							3.60
			22.70													27.52
Program Components				Factor												
Composition				1.20	5.00	5.50	5.00	5.00	5.00							5.00
Presentation				1.20	5.50	5.75	5.25	5.00	5.25							5.33
Skating Skills				1.20	5.75	5.75	5.25	5.25	5.25							5.42
Judges Total Program Component Score (factored)																18.90
Deductions:																0.00

Rank	Name				Nation	Starting Number		Total Segment Score		Total Element Score		Total Program Component Score (factored)			Total Deductions	
2	Tadeas VACLAVIK				SVK	7		43.12		25.52		17.60			0.00	
#	Executed Elements	Info	Base Value	GOE	J1	J2	J3	J4	J5	J6	J7	J8	J9	Bonus	Ref.	Scores of Panel
1	3Lob	b	4.90	0.00	0	1	0	0	0					1.00		5.90
2	3S+2T		5.60	0.43	1	2	1	1	1							6.03
3	CSSp3		2.60	0.09	-1	0	1	0	1							2.69
4	2Ab	b	3.30	-0.33	-1	-2	-1	0	-1					1.00		3.97
5	CCoSp3		3.00	0.30	1	1	2	1	1							3.30
6	StSq3		3.30	0.33	1	1	0	1	1							3.63
			22.70													25.52
Program Components				Factor												
Composition				1.20	4.00	5.00	5.25	4.75	5.00							4.92
Presentation				1.20	3.75	5.00	5.00	5.00	4.50							4.83
Skating Skills				1.20	4.25	4.75	5.00	5.00	5.00							4.92
Judges Total Program Component Score (factored)																17.60
Deductions:																0.00

Rank	Name				Nation	Starting Number		Total Segment Score		Total Element Score		Total Program Component Score (factored)			Total Deductions	
3	Deyan MIHAYLOV				BUL	8		38.77		23.27		16.00			-0.50	
#	Executed Elements	Info	Base Value	GOE	J1	J2	J3	J4	J5	J6	J7	J8	J9	Bonus	Ref.	Scores of Panel
1	3Lz!	F	5.90	-2.95	-5	-5	-5	-5	-5							2.95
2	3Lob+2T	b	6.20	0.49	1	1	1	0	1					1.00		7.69
3	StSq2		2.60	0.09	1	0	1	0	0							2.69
4	CSSp2		2.30	0.23	1	1	1	1	1							2.53
5	2Ab	b	3.30	0.44	2	1	1	1	2					1.00		4.74
6	CCoSp2		2.50	0.17	1	1	0	0	1							2.67
			22.80													23.27
Program Components				Factor												
Composition				1.20	4.50	4.50	4.75	4.50	4.50							4.50
Presentation				1.20	4.25	4.25	4.50	4.25	4.50							4.33
Skating Skills				1.20	4.50	4.50	4.75	4.50	4.25							4.50
Judges Total Program Component Score (factored)																16.00
Deductions: Falls																-0.50 (1)

14TH TIRNAVIA ICE CUP
JUDGES DETAILS PER SKATER
ADVANCED NOVICE BOYS SHORT PROGRAM

Rank	Name				Nation	Starting Number		Total Segment Score	Total Element Score	Total Program Component Score (factored)					Total Deductions	
4	Alex VALKY				SVK	5		35.71	20.71	15.50					-0.50	
#	Executed Elements	Info	Base Value	GOE	J1	J2	J3	J4	J5	J6	J7	J8	J9	Bonus	Ref.	Scores of Panel
1	3Sb+2T	b	5.60	-0.43	-1	-1	-1	-1	-1					1.00		6.17
2	2Ab	b	3.30	0.33	1	1	0	1	1					1.00		4.63
3	3T	F	4.20	-2.10	-5	-5	-5	-5	-5							2.10
4	CSSp3		2.60	0.00	-1	0	0	0	1							2.60
5	StSq3		3.30	-0.11	-1	-1	0	0	0							3.19
6	CCoSp3V		2.25	-0.23	-1	-1	-1	-1	0							2.02
			21.25													20.71
Program Components				Factor												
Composition				1.20	4.00	4.25	4.50	4.50	4.00							4.25
Presentation				1.20	4.25	4.25	4.25	4.25	4.00							4.25
Skating Skills				1.20	3.50	4.50	4.50	4.50	4.25							4.42
Judges Total Program Component Score (factored)																15.50
Deductions:		Falls		-0.50	(1)											-0.50

Rank	Name				Nation	Starting Number		Total Segment Score	Total Element Score	Total Program Component Score (factored)					Total Deductions		
5	Lev MYSHKOVETS				UKR	3		33.35	19.75	13.60					0.00		
#	Executed Elements	Info	Base Value	GOE	J1	J2	J3	J4	J5	J6	J7	J8	J9	Bonus	Ref.	Scores of Panel	
1	2Ab	b	3.30	0.22	0	1	1	0	1					1.00		4.52	
2	3Sb	b	4.30	-1.29	-4	-3	-3	-3	-3					1.00		4.01	
3	2Lz+2T		3.40	-0.42	-2	-2	-2	-3	-2							2.98	
4	CCoSp3		3.00	0.30	1	1	1	1	2							3.30	
5	StSq2		2.60	0.00	-2	0	0	0	0							2.60	
6	CSSp3		2.60	-0.26	-2	-1	-1	-1	-1							2.34	
			19.20													19.75	
Program Components				Factor													
Composition				1.20	3.50	3.75	4.00	4.00	3.50							3.75	
Presentation				1.20	3.50	3.75	3.75	4.00	3.50							3.67	
Skating Skills				1.20	3.75	4.00	4.00	4.00	3.50							3.92	
Judges Total Program Component Score (factored)																13.60	
Deductions:																	0.00

Rank	Name				Nation	Starting Number		Total Segment Score	Total Element Score	Total Program Component Score (factored)					Total Deductions		
6	Gion SCHMID				SUI	2		31.22	16.52	14.70					0.00		
#	Executed Elements	Info	Base Value	GOE	J1	J2	J3	J4	J5	J6	J7	J8	J9	Bonus	Ref.	Scores of Panel	
1	3Tb+2T	b	5.50	0.56	2	2	1	1	1					1.00		7.06	
2	2S		1.30	0.04	0	0	0	1	1							1.34	
3	CCoSp2		2.50	0.25	0	1	1	1	1							2.75	
4	StSq2		2.60	0.26	1	1	2	1	1							2.86	
5	1A<<	<<	0.00	0.00	-	-	-	-	-							0.00	
6	CSSp3		2.60	-0.09	-2	-1	0	0	0							2.51	
			14.50													16.52	
Program Components				Factor													
Composition				1.20	3.50	4.00	4.00	4.00	4.00							4.00	
Presentation				1.20	3.75	4.25	4.00	4.25	4.00							4.08	
Skating Skills				1.20	4.25	4.00	4.25	4.00	4.25							4.17	
Judges Total Program Component Score (factored)																14.70	
Deductions:																	0.00

14TH TIRNAVIA ICE CUP
JUDGES DETAILS PER SKATER
ADVANCED NOVICE BOYS SHORT PROGRAM

Rank	Name				Nation	Starting Number	Total Segment Score		Total Element Score		Total Program Component Score (factored)			Total Deductions		
7	Daniil VALANOV				NOR	4	27.43		14.13		13.80			-0.50		
#	Executed Elements	Info	Base Value	GOE	J1	J2	J3	J4	J5	J6	J7	J8	J9	Ref.	Scores of Panel	
1	3S<+2T	<	4.74	-1.38	-5	-4	-4	-4	-4						3.36	
2	3F<	F	4.24	-2.12	-5	-5	-5	-5	-5						2.12	
3	CCoSp3		3.00	0.30	1	1	1	1	1						3.30	
4	2A<	<	2.64	-0.70	-3	-2	-2	-3	-3						1.94	
5	StSq3		3.30	0.11	0	0	1	0	1						3.41	
6	CSSp		0.00	0.00	-	-	-	-	-						0.00	
			17.92												14.13	
Program Components				Factor												
Composition				1.20	4.00	3.75	4.00	4.00	3.75							3.92
Presentation				1.20	3.50	3.75	4.00	4.00	3.75							3.83
Skating Skills				1.20	3.50	3.75	4.25	3.75	3.75							3.75
Judges Total Program Component Score (factored)															13.80	
Deductions:		Falls	-0.50 (1)												-0.50	

Rank	Name				Nation	Starting Number	Total Segment Score		Total Element Score		Total Program Component Score (factored)			Total Deductions		
8	Yoanis APOSTOLU				BUL	1	26.24		13.24		13.50			-0.50		
#	Executed Elements	Info	Base Value	GOE	J1	J2	J3	J4	J5	J6	J7	J8	J9	Ref.	Scores of Panel	
1	3F<	F	4.24	-2.12	-5	-5	-5	-5	-5						2.12	
2	3Lo<<+2T	<<	3.00	-0.57	-4	-3	-3	-4	-3						2.43	
3	CSSp2		2.30	0.23	-1	1	1	1	2						2.53	
4	1A<<	<<	0.00	0.00	-	-	-	-	-						0.00	
5	CCoSp3		3.00	0.30	0	1	0	2	2						3.30	
6	StSq2		2.60	0.26	1	1	1	1	1						2.86	
			15.14												13.24	
Program Components				Factor												
Composition				1.20	3.75	4.25	3.75	3.75	3.75							3.75
Presentation				1.20	3.50	4.00	3.75	3.75	3.50							3.67
Skating Skills				1.20	3.75	4.00	3.75	4.00	3.75							3.83
Judges Total Program Component Score (factored)															13.50	
Deductions:		Falls	-0.50 (1)												-0.50	

Legend:							
#	Sequence number	GOE	Grade of Execution	Jx	Judges (x=1-9)	Ref.	Referee
*	Invalid element	<	Under-rotated jump	<<	Downgraded jump		
x	Credit for highlight distribution, base value multiplied by 1.1			!	Not clear edge	F	Fall
q	Jump landed on the quarter	b	Bonus Point for jump added to the element score				

14TH TIRNAVIA ICE CUP
JUDGES DETAILS PER SKATER
ADVANCED NOVICE BOYS FREE SKATING

Rank	Name	Nation	Starting Number	Total Segment Score	Total Element Score	Total Program Component Score (factored)				Total Deductions						
1	Tadeas VACLAVIK	SVK	7	78.00	43.01	34.99				0.00						
#	Executed Elements	Info	Base Value	GOE	J1	J2	J3	J4	J5	J6	J7	J8	J9	Bonus	Ref.	Scores of Panel
1	3Lob	b	4.90	-1.31	-2	-2	-3	-3	-3					1.00		4.59
2	3Sb+1Eu+3S	b	9.10	0.00	0	1	0	0	0					1.00		10.10
3	3T+2T		5.50	0.14	1	1	0	0	0							5.64
4	3T		4.20	0.42	1	2	1	1	1							4.62
5	FCSp3		2.80	0.28	1	1	1	1	1							3.08
6	2Ab	b	3.30	0.22	1	1	0	0	1					1.00		4.52
7	StSq3		3.30	0.33	1	1	1	1	1							3.63
8	2A		3.30	0.33	1	2	1	1	1							3.63
9	CCoSp3		3.00	0.20	1	1	0	0	1							3.20
			39.40													43.01
Program Components				Factor												
Composition				2.40	4.75	5.25	4.75	4.75	4.75							4.75
Presentation				2.40	5.00	5.25	4.75	4.75	4.50							4.83
Skating Skills				2.40	5.00	5.00	5.00	5.00	4.75							5.00
Judges Total Program Component Score (factored)																34.99
Deductions:																0.00
Rank	Name	Nation	Starting Number	Total Segment Score	Total Element Score	Total Program Component Score (factored)				Total Deductions						
2	Luka IMEDASHVILI	LTU	8	68.57	33.26	35.81				-0.50						
#	Executed Elements	Info	Base Value	GOE	J1	J2	J3	J4	J5	J6	J7	J8	J9	Bonus	Ref.	Scores of Panel
1	2Ab	b	3.30	0.11	1	1	0	0	0					1.00		4.41
2	3Fb+2A+SEQ	b	8.60	-1.59	-3	-3	-4	-3	-3					1.00		8.01
3	3F	F	5.30	-2.65	-5	-5	-5	-5	-5							2.65
4	3Lo<	<	3.92	-1.18	-4	-3	-3	-3	-2							2.74
5	3Lo<+REP	<	2.74	-1.18	-3	-3	-3	-3	-3							1.56
6	3Sb+2T	b	5.60	0.00	0	0	0	0	0					1.00		6.60
7	CCoSp2V		1.88	0.00	0	0	0	0	0							1.88
8	StSq2		2.60	0.43	2	2	1	1	2							3.03
9	FSSp2		2.30	0.08	1	2	0	0	0							2.38
			36.24													33.26
Program Components				Factor												
Composition				2.40	5.00	5.25	4.50	4.50	4.75							4.75
Presentation				2.40	5.25	5.25	4.50	4.75	5.00							5.00
Skating Skills				2.40	5.50	5.50	4.75	4.75	5.25							5.17
Judges Total Program Component Score (factored)																35.81
Deductions:		Falls	-0.50 (1)												-0.50	

14TH TIRNAVIA ICE CUP
JUDGES DETAILS PER SKATER
ADVANCED NOVICE BOYS FREE SKATING

Rank	Name				Nation	Starting Number		Total Segment Score	Total Element Score	Total Program Component Score (factored)					Total Deductions	
3	Deyan MIHAYLOV				BUL	6		66.37	34.66	32.21					-0.50	
#	Executed Elements	Info	Base Value	GOE	J1	J2	J3	J4	J5	J6	J7	J8	J9	Bonus	Ref.	Scores of Panel
1	3Lob+1Eu<<+3SqB	<<	9.20	-1.96	-5	-4	-4	-4	-4					2.00		9.24
2	3Lz<	<	4.72	-1.42	-3	-2	-4	-2	-4							3.30
3	2Ab+2T	b	4.60	0.00	0	0	0	0	0					1.00		5.60
4	3F	F	5.30	-2.65	-5	-5	-5	-5	-5							2.65
5	FSSp		0.00	0.00	-	-	-	-	-							0.00
6	StSq3		3.30	0.33	1	1	1	1	1							3.63
7	2A		3.30	0.33	1	1	1	0	1							3.63
8	3S		4.30	0.43	1	1	1	0	1							4.73
9	CCoSp2V		1.88	0.00	-1	0	1	0	0							1.88
			36.60													34.66
Program Components				Factor												
	Composition			2.40	4.50	4.75	4.25	4.50	4.25							4.42
	Presentation			2.40	4.75	4.75	4.00	4.50	4.50							4.58
	Skating Skills			2.40	4.75	4.50	4.25	4.50	4.25							4.42
Judges Total Program Component Score (factored)																32.21
Deductions:		Falls	-0.50 (1)													-0.50

Rank	Name				Nation	Starting Number		Total Segment Score	Total Element Score	Total Program Component Score (factored)					Total Deductions	
4	Lev MYSHKOVETS				UKR	4		56.62	28.92	28.20					-0.50	
#	Executed Elements	Info	Base Value	GOE	J1	J2	J3	J4	J5	J6	J7	J8	J9	Bonus	Ref.	Scores of Panel
1	2A	F	3.30	-1.65	-5	-5	-5	-5	-5							1.65
2	2Lz+2T		3.40	0.00	0	0	0	0	0							3.40
3	3Sb	b	4.30	0.00	0	0	0	0	0					1.00		5.30
4	2Lz		2.10	0.00	0	0	0	0	0							2.10
5	CCoSp3		3.00	0.40	1	1	2	1	2							3.40
6	2Ab	b	3.30	0.22	0	1	1	1	0					1.00		4.52
7	StSq2		2.60	0.26	1	1	1	1	1							2.86
8	2F+1Eu+2S		3.60	-0.06	-1	0	0	0	-1							3.54
9	FCSSp2		2.30	-0.15	0	-1	0	-1	-1							2.15
			27.90													28.92
Program Components				Factor												
	Composition			2.40	3.75	4.25	3.75	3.50	3.50							3.67
	Presentation			2.40	4.25	4.25	3.75	4.00	4.00							4.08
	Skating Skills			2.40	4.50	4.00	4.00	3.75	4.00							4.00
Judges Total Program Component Score (factored)																28.20
Deductions:		Falls	-0.50 (1)													-0.50

14TH TIRNAVIA ICE CUP
JUDGES DETAILS PER SKATER
ADVANCED NOVICE BOYS FREE SKATING

Rank	Name				Nation	Starting Number		Total Segment Score	Total Element Score	Total Program Component Score (factored)					Total Deductions	
5	Gion SCHMID				SUI	3		56.58	29.20	27.38					0.00	
#	Executed Elements	Info	Base Value	GOE	J1	J2	J3	J4	J5	J6	J7	J8	J9	Bonus	Ref.	Scores of Panel
1	3Tb+2T	b	5.50	-0.56	-1	-2	-2	-1	-1					1.00		5.94
2	2Ab	b	3.30	0.33	1	1	1	0	1					1.00		4.63
3	3Sb+1Eu+2S	b	6.10	0.00	0	0	0	0	0					1.00		7.10
4	FSSp3		2.60	0.17	0	0	1	1	1							2.77
5	1T		0.40	-0.13	-1	-4	-4	-3	-3							0.27
6	2A		3.30	0.22	1	0	1	0	1							3.52
7	StSq2		2.60	0.00	0	0	0	0	0							2.60
8	2S<<	<<	0.40	-0.20	-4	-5	-5	-5	-5							0.20
9	CCoSp2		2.50	-0.33	-2	-1	-2	1	-1							2.17
			26.70													29.20
Program Components				Factor												
Composition				2.40	4.25	4.00	3.50	3.50	4.00							3.83
Presentation				2.40	4.00	4.00	3.50	3.75	3.75							3.83
Skating Skills				2.40	3.75	3.75	3.75	3.75	4.00							3.75
Judges Total Program Component Score (factored)																27.38
Deductions:																0.00

Rank	Name				Nation	Starting Number		Total Segment Score	Total Element Score	Total Program Component Score (factored)					Total Deductions	
6	Alex VALKY				SVK	5		54.35	27.02	28.83					-1.50	
#	Executed Elements	Info	Base Value	GOE	J1	J2	J3	J4	J5	J6	J7	J8	J9	Bonus	Ref.	Scores of Panel
1	3Tb	b	4.20	0.42	1	1	1	2	1					1.00		5.62
2	3S	F	4.30	-2.15	-5	-5	-5	-5	-5							2.15
3	FCSSp3		2.60	0.00	-1	0	0	0	0							2.60
4	2Aqb+2T+1Lo	b	5.10	-0.66	-2	-3	-2	-2	-2					1.00		5.44
5	3S+REP	F	3.01	-2.15	-5	-5	-5	-5	-5							0.86
6	StSq2		2.60	0.00	0	0	0	0	0							2.60
7	2A	F	3.30	-1.65	-5	-5	-5	-5	-5							1.65
8	2F+2T		3.10	0.00	0	-1	0	0	0							3.10
9	CCoSp3		3.00	0.00	0	0	0	0	0							3.00
			31.21													27.02
Program Components				Factor												
Composition				2.40	3.50	4.00	4.25	4.00	3.75							3.92
Presentation				2.40	3.50	4.00	4.00	4.25	3.75							3.92
Skating Skills				2.40	4.00	4.25	4.25	4.25	4.00							4.17
Judges Total Program Component Score (factored)																28.83
Deductions: Falls																-1.50 (3)

14TH TIRNAVIA ICE CUP
JUDGES DETAILS PER SKATER
ADVANCED NOVICE BOYS FREE SKATING

Rank	Name				Nation	Starting Number	Total Segment Score			Total Element Score	Total Program Component Score (factored)				Total Deductions		
7	Yoanis APOSTOLU				BUL	1	50.84			26.14	25.20				-0.50		
#	Executed Elements	Info	Base Value	GOE	J1	J2	J3	J4	J5	J6	J7	J8	J9	Bonus	Ref.	Scores of Panel	
1	3F<	<	4.24	-1.41	-5	-3	-3	-3	-4							2.83	
2	3Lz!<<	F	2.10	-1.05	-5	-5	-5	-5	-5							1.05	
3	3Lo<+2T	<	5.22	-1.05	-3	-2	-3	-3	-2							4.17	
4	2Ab+1Eu+2S	b	5.10	0.00	0	0	0	-2	0					1.00		6.10	
5	CCoSp3		3.00	0.10	0	1	0	0	1							3.10	
6	3Lo<<	<<	1.70	-0.51	-4	-3	-3	-3	-3							1.19	
7	StSq1		1.80	0.00	-1	0	0	0	0							1.80	
8	2A		3.30	0.00	0	0	0	0	0							3.30	
9	FCSsp3		2.60	0.00	-1	0	0	1	0							2.60	
			29.06													26.14	
Program Components				Factor													
Composition				2.40	3.50	3.75	3.50	3.25	3.50								3.50
Presentation				2.40	3.50	3.75	3.50	3.25	3.50								3.50
Skating Skills				2.40	3.75	3.75	3.50	3.25	3.25								3.50
Judges Total Program Component Score (factored)																25.20	
Deductions:		Falls	-0.50 (1)													-0.50	

Rank	Name				Nation	Starting Number		Total Segment Score		Total Element Score		Total Program Component Score (factored)			Total Deductions			
8	Daniil VALANOV				NOR	2		46.65		21.64		25.01			0.00			
#	Executed Elements	Info	Base Value	GOE	J1	J2	J3	J4	J5	J6	J7	J8	J9	Ref.	Scores of Panel			
1	3S<<+2T+2Lo<	<<	3.96	-0.68	-5	-5	-5	-5	-5						3.28			
2	3F<	<	4.24	-1.84	-5	-5	-4	-4	-4						2.40			
3	3T<<+2T<<	<<	1.70	-0.65	-5	-5	-5	-5	-5						1.05			
4	CCoSp3		3.00	0.00	0	0	0	0	-1						3.00			
5	3Lo<	<	3.92	-0.78	-3	-2	-2	-2	-2						3.14			
6	2A<	<	2.64	-0.79	-3	-3	-4	-3	-3						1.85			
7	2Lz!	!	2.10	-0.21	-1	-1	-2	-1	-1						1.89			
8	StSq2		2.60	-0.17	-1	0	0	-1	-1						2.43			
9	FSSp3		2.60	0.00	0	0	0	0	-2						2.60			
			26.76														21.64	
Program Components				Factor														
Composition				2.40	4.25	4.00	3.25	3.25	3.25								3.50	
Presentation				2.40	4.00	4.00	3.00	3.25	3.00								3.42	
Skating Skills				2.40	3.50	3.50	3.25	3.50	3.50								3.50	
Judges Total Program Component Score (factored)																	25.01	
Deductions:																0.00		

Legend:						
#	Sequence number	GOE	Grade of Execution	Jx	Judges (x=1-9)	Ref. Referee
*	Invalid element	<	Under-rotated jump	<<	Downgraded jump	
x	Credit for highlight distribution, base value multiplied by 1.1			!	Not clear edge	REP Jump repetition
F	Fall	q	Jump landed on the quarter	b	Bonus Point for jump added to the element score	

14TH TIRNAVIA ICE CUP

ADVANCED NOVICE GIRLS

City Ice Rink	28 OCT 2022	14:50	Short Program
	29 OCT 2022	8:50	Free Skating

Size of Skating Arena:	30m*60m
Ice Conditions:	very good
Number of Entries:	47
Number of Participants:	47

Entry Withdrawn:

Short Program			
Duration:	2:20 +/- 10 seconds		
Segment Factor:	1.00		
Program Component Factors:	Composition		1.07
	Presentation		1.07
	Skating Skills		1.07

Free Skating			
Duration:	3:00 +/- 10 seconds		
Segment Factor:	1.00		
Program Component Factors:	Composition		2.13
	Presentation		2.13
	Skating Skills		2.13

14TH TIRNAVIA ICE CUP
PANEL OF JUDGES
ADVANCED NOVICE GIRLS
Officials

Technical Controller	Ms. Eva SZILAGYI	HUN
Technical Specialist	Ms. Zuzana DRNZIKOVA	ISU
Technical Specialist	Mr. Dmitri DMITRENKO	ISU

Judges

Referee	Ms. Zsuzsanna VIKARNE-HOMOLYA	ISU
Judge No. 1	Ms. Katharina RAUCH	AUT
Judge No. 2	Ms. Miluse SAFRANKOVA	CZE
Judge No. 3	Ms. Dana MITICKA	SVK
Judge No. 4	Mr. Martin OSMERA	CZE
Judge No. 5	Ms. Lenka BOHUNICKA	SVK

Data/Replay Operator

Data Operator	Ms. Katarina KELSCHOVA	SVK
Replay Operator	Ms. Wanda STANKOVIANSKA	ISU


14TH TIRNAVIA ICE CUP
RESULTS
ADVANCED NOVICE GIRLS

Pl.	Name	Nation	Total Score	SP	FS
1	Noemi JOOS	SUI	120.27	3	1
2	Anastasia BRANDENBURG	SUI	118.68	2	3
3	Alica LENGYELOVA	SVK	111.64	11	2
4	Nela SNEBERGEROVA	CZE	106.17	1	6
5	Jana HORCICKOVA	CZE	106.00	7	4
6	Anna CEROVSKA	CZE	103.80	5	7
7	Linda LEZUO	ITA	100.59	6	8
8	Lia LYUBENOVA	BUL	99.85	4	10
9	Darja TRUBITSON	FIN	97.07	15	5
10	Clelia LIGET-LATUS	FRA	96.11	8	9
11	Livia CHALUPSKA	SVK	91.69	9	15
12	Anna ZANIN	ITA	91.52	10	11
13	Emma Maria CERKALOVA	SVK	90.01	14	12
14	Ilona van STEENBERGHE	BEL	89.98	13	13
15	Lucka FORTUNA	SLO	89.48	12	14
16	Andrea BACOVA	SVK	84.48	16	16
17	Maxima REBERNIG	AUT	79.69	20	17
18	Lisa CAPICOTTO	ITA	78.14	19	19
19	Eles NAMAALIEVA	AUT	77.37	17	23
20	Lorna MACKOVA	SVK	75.86	21	21
21	Samira MITISKA	AUT	75.78	18	26
22	Chiara SNOPEKOVA	SVK	75.25	25	20
23	Maya Millicent Massiah KVERNBERG	NOR	75.04	22	22
24	Therese HAVAG	NOR	74.32	28	18
25	Paula Sophia ZERVANOVA	SVK	73.76	23	25
26	Taja BEDNJICKI	SLO	72.81	24	27
27	Laura MIMLICOVA	SVK	70.64	32	24
28	Vanesa MIKOVCAKOVA	SVK	70.03	26	30
29	Agnes Koller LOLAND	NOR	69.38	30	29
30	Zlata AGAFONOVA	AUT	69.33	27	31
31	Marharyta CHACHYK	AUT	68.45	33	28
32	Diana RUSEKOVA	SVK	64.54	29	33
33	Milena VELCHEVA	BUL	63.31	35	32
34	Tamara PCOLKOVA	SVK	63.26	31	35
35	Dorina SZIGETI	HUN	60.08	36	37
36	Marianna VAKULENKO	NOR	59.86	39	34
37	Tilde MJOS-HAUGLAND	NOR	59.19	37	38
38	Lija KROSELJ	SLO	58.55	34	41
39	Nina LAZAREVIC	SLO	58.47	38	40
40	Nelly JANKOVICOVA	SVK	58.34	40	36
41	Nikoletta Beatrix KUTASI	HUN	54.02	42	39
Withdrawn					
	Ela SOLOVICOVA	SVK	19.52	41	WD
Withdrawn					
	Emmi AHLSTEDT	FIN			
	Vita KAS	SLO			
	Dorota LUKNAROVA	SVK			
	Rebeka RUSKOVA	SVK			
	Victoria Sophia SATANOVA	SVK			

14TH TIRNAVIA ICE CUP
RESULTS
ADVANCED NOVICE GIRLS



Ms. Zsuzsanna VIKARNE-HOMOLYA, ISU
Referee



Ms. Eva SZILAGYI, ISU
Technical Controller

Legend:

FS Free Skating

SP Short Program

WD Withdrawn

Pl. Place

14TH TIRNAVIA ICE CUP
JUDGES DETAILS PER SKATER
ADVANCED NOVICE GIRLS SHORT PROGRAM

Rank	Name				Nation		Starting Number		Total Segment Score		Total Element Score		Total Program Component Score (factored)				Total Deductions	
1	Nela SNEBERGEROVA				CZE		18		42.57		25.80		16.77				0.00	
#	Executed Elements		Info	Base Value	GOE	J1	J2	J3	J4	J5	J6	J7	J8	J9	Bonus	Ref.	Scores of Panel	
1	3Sb+2T		b	5.60	0.72	1	2	2	2	1					1.00		7.32	
2	2Ab		b	3.30	0.11	0	1	1	0	0					1.00		4.41	
3	CCoSp3			3.00	0.40	1	1	2	2	1							3.40	
4	3T			4.20	0.42	0	1	1	2	1							4.62	
5	StSq3			3.30	0.44	0	1	2	2	1							3.74	
6	SSp3			2.10	0.21	1	1	1	1	1							2.31	
				21.50													25.80	
Program Components				Factor														
	Composition				1.07	3.75	5.25	5.25	5.25	5.25							5.25	
	Presentation				1.07	4.25	5.25	5.25	5.25	5.25							5.25	
	Skating Skills				1.07	4.50	5.25	5.00	5.25	5.25							5.17	
Judges Total Program Component Score (factored)																		16.77
Deductions:																		0.00

Rank	Name				Nation		Starting Number		Total Segment Score		Total Element Score		Total Program Component Score (factored)				Total Deductions	
2	Anastasia BRANDENBURG				SUI		47		41.46		24.26		17.20				0.00	
#	Executed Elements		Info	Base Value	GOE	J1	J2	J3	J4	J5	J6	J7	J8	J9	Bonus	Ref.	Scores of Panel	
1	3Fb+2T		b	6.60	0.88	1	2	2	2	1					1.00		8.48	
2	3Lo			4.90	0.33	0	1	1	1	0							5.23	
3	LSp3			2.40	0.48	2	1	2	2	2							2.88	
4	1A<<		<<	0.00	0.00	-	-	-	-	-							0.00	
5	CCoSp3			3.00	0.60	2	1	2	2	2							3.60	
6	StSq3			3.30	0.77	3	2	2	3	2							4.07	
				20.20													24.26	
Program Components				Factor														
	Composition				1.07	5.75	5.25	5.25	5.50	5.25							5.33	
	Presentation				1.07	5.75	5.25	5.50	5.50	5.25							5.42	
	Skating Skills				1.07	6.25	5.25	5.25	5.50	5.25							5.33	
Judges Total Program Component Score (factored)																		17.20
Deductions:																		0.00

Rank	Name				Nation		Starting Number		Total Segment Score		Total Element Score		Total Program Component Score (factored)				Total Deductions	
3	Noemi JOOS				SUI		6		41.12		25.25		15.87				0.00	
#	Executed Elements		Info	Base Value	GOE	J1	J2	J3	J4	J5	J6	J7	J8	J9	Bonus	Ref.	Scores of Panel	
1	3Sb+2T		b	5.60	0.00	0	0	0	0	0					1.00		6.60	
2	3T			4.20	0.70	1	2	2	2	1							4.90	
3	CCoSp3			3.00	0.10	1	1	0	0	0							3.10	
4	StSq3			3.30	0.44	1	2	1	2	1							3.74	
5	2Ab		b	3.30	0.33	1	1	1	1	1					1.00		4.63	
6	LSp2			1.90	0.38	2	2	2	2	2							2.28	
				21.30													25.25	
Program Components				Factor														
	Composition				1.07	4.50	5.00	5.00	4.75	5.00							4.92	
	Presentation				1.07	4.75	5.25	5.00	5.00	5.00							5.00	
	Skating Skills				1.07	5.00	5.25	4.75	5.00	4.75							4.92	
Judges Total Program Component Score (factored)																		15.87
Deductions:																		0.00

14TH TIRNAVIA ICE CUP
JUDGES DETAILS PER SKATER
ADVANCED NOVICE GIRLS SHORT PROGRAM

Rank	Name				Nation	Starting Number		Total Segment Score	Total Element Score	Total Program Component Score (factored)					Total Deductions	
4	Lia LYUBENOVA				BUL	39		40.76	23.72	17.04					0.00	
#	Executed Elements	Info	Base Value	GOE	J1	J2	J3	J4	J5	J6	J7	J8	J9	Bonus	Ref.	Scores of Panel
1	3Loq b +2Lo	b	6.60	-0.82	-2	-2	-1	0	-2					1.00		6.78
2	2Ab	b	3.30	0.55	2	1	2	2	1					1.00		4.85
3	3Tq	q	4.20	-0.84	-2	-2	-2	-2	-2							3.36
4	CCoSp3		3.00	0.30	1	1	1	1	1							3.30
5	StSq2		2.60	0.52	2	2	1	2	2							3.12
6	SSp3		2.10	0.21	0	1	1	1	1							2.31
			21.80													23.72
Program Components				Factor												
Composition				1.07	5.25	5.25	5.25	5.25	5.25							5.25
Presentation				1.07	5.25	5.25	5.25	5.25	5.25							5.25
Skating Skills				1.07	5.50	5.25	5.00	5.50	5.50							5.42
Judges Total Program Component Score (factored)																17.04
Deductions:																0.00

Rank	Name				Nation	Starting Number		Total Segment Score	Total Element Score	Total Program Component Score (factored)					Total Deductions	
5	Anna CEROVSKA				CZE	4		40.33	24.10	16.23					0.00	
#	Executed Elements	Info	Base Value	GOE	J1	J2	J3	J4	J5	J6	J7	J8	J9	Bonus	Ref.	Scores of Panel
1	2Ab	b	3.30	0.66	1	2	2	2	2					1.00		4.96
2	3Sb+2T	b	5.60	0.14	0	1	1	0	0					1.00		6.74
3	3T		4.20	0.28	0	2	1	1	0							4.48
4	FCCoSp3		3.00	0.30	1	1	1	1	1							3.30
5	StSq2		2.60	0.52	1	2	2	3	2							3.12
6	LSp1		1.50	0.00	-2	0	0	0	0							1.50
			20.20													24.10
Program Components				Factor												
Composition				1.07	4.25	5.25	5.25	5.00	4.75							5.00
Presentation				1.07	4.50	5.25	5.50	5.25	5.00							5.17
Skating Skills				1.07	4.75	5.25	5.25	5.00	4.75							5.00
Judges Total Program Component Score (factored)																16.23
Deductions:																0.00

Rank	Name				Nation	Starting Number		Total Segment Score	Total Element Score	Total Program Component Score (factored)					Total Deductions	
6	Linda LEZUO				ITA	10		39.01	22.60	16.41					0.00	
#	Executed Elements	Info	Base Value	GOE	J1	J2	J3	J4	J5	J6	J7	J8	J9	Bonus	Ref.	Scores of Panel
1	3Sb+2T	b	5.60	0.14	0	0	1	1	0					1.00		6.74
2	2Ab	b	3.30	0.22	0	1	2	1	0					1.00		4.52
3	SSp2		1.60	0.21	1	1	2	2	1							1.81
4	StSq3		3.30	0.66	2	1	2	3	2							3.96
5	2Lz		2.10	0.07	0	0	1	1	0							2.17
6	CCoSp3		3.00	0.40	1	1	2	2	1							3.40
			18.90													22.60
Program Components				Factor												
Composition				1.07	5.00	4.75	5.25	5.00	5.25							5.08
Presentation				1.07	5.00	5.00	5.25	5.50	5.50							5.25
Skating Skills				1.07	4.50	5.00	5.00	5.00	5.50							5.00
Judges Total Program Component Score (factored)																16.41
Deductions:																0.00

14TH TIRNAVIA ICE CUP
JUDGES DETAILS PER SKATER
ADVANCED NOVICE GIRLS SHORT PROGRAM

Rank	Name				Nation	Starting Number		Total Segment Score	Total Element Score	Total Program Component Score (factored)					Total Deductions	
7	Jana HORCICKOVA				CZE	13		37.79	21.11	16.68					0.00	
#	Executed Elements	Info	Base Value	GOE	J1	J2	J3	J4	J5	J6	J7	J8	J9	Bonus	Ref.	Scores of Panel
1	2Lz+2T	b	3.40	0.35	1	2	2	2	1							3.75
2	3Tqb		4.20	-1.12	-3	-2	-2	-3	-3					1.00		4.08
3	2Ab		3.30	0.33	1	1	1	1	0					1.00		4.63
4	SSp3		2.10	0.35	2	1	2	2	1							2.45
5	StSq2		2.60	0.35	1	2	1	2	1							2.95
6	CCoSp2		2.50	0.75	3	3	3	4	2							3.25
			18.10													21.11
Program Components				Factor												
Composition				1.07	4.50	5.25	5.00	5.25	5.25							5.17
Presentation				1.07	4.75	5.25	5.25	5.25	5.25							5.25
Skating Skills				1.07	4.50	5.25	5.00	5.25	5.25							5.17
Judges Total Program Component Score (factored)																16.68
Deductions:																0.00

Rank	Name				Nation	Starting Number		Total Segment Score	Total Element Score	Total Program Component Score (factored)					Total Deductions	
8	Clelia LIGET-LATUS				FRA	40		35.92	20.01	16.41					-0.50	
#	Executed Elements	Info	Base Value	GOE	J1	J2	J3	J4	J5	J6	J7	J8	J9	Bonus	Ref.	Scores of Panel
1	2Ab	b	3.30	0.33	1	1	2	1	1					1.00		4.63
2	3S<	F	3.44	-1.72	-5	-5	-5	-5	-5							1.72
3	CCoSp3		3.00	0.60	2	2	3	2	2							3.60
4	2Lz+2Lo		3.80	0.00	0	0	0	0	1							3.80
5	SSp3		2.10	0.42	2	1	2	2	3							2.52
6	StSq3		3.30	0.44	1	1	2	2	1							3.74
			18.94													20.01
Program Components				Factor												
Composition				1.07	4.50	5.00	5.25	5.25	5.25							5.17
Presentation				1.07	4.25	5.00	5.25	5.00	5.25							5.08
Skating Skills				1.07	4.75	5.25	5.00	5.00	5.25							5.08
Judges Total Program Component Score (factored)																16.41
Deductions: Falls																-0.50 (1)

Rank	Name				Nation	Starting Number		Total Segment Score	Total Element Score	Total Program Component Score (factored)					Total Deductions	
9	Livia CHALUPSKA				SVK	36		35.84	20.15	15.69					0.00	
#	Executed Elements	Info	Base Value	GOE	J1	J2	J3	J4	J5	J6	J7	J8	J9	Bonus	Ref.	Scores of Panel
1	2Ab	b	3.30	0.11	0	0	1	1	0					1.00		4.41
2	2F+2Lo		3.50	0.18	1	1	1	1	1							3.68
3	CCoSp3		3.00	0.60	2	2	2	2	1							3.60
4	2Lz		2.10	0.28	1	1	2	2	1							2.38
5	StSq3		3.30	0.33	1	1	1	2	1							3.63
6	SSp3		2.10	0.35	2	1	2	2	1							2.45
			17.30													20.15
Program Components				Factor												
Composition				1.07	4.25	4.75	5.00	5.25	4.75							4.83
Presentation				1.07	4.25	4.50	5.00	5.25	5.00							4.83
Skating Skills				1.07	4.75	4.75	5.25	5.25	5.00							5.00
Judges Total Program Component Score (factored)																15.69
Deductions:																0.00

14TH TIRNAVIA ICE CUP
JUDGES DETAILS PER SKATER
ADVANCED NOVICE GIRLS SHORT PROGRAM

Rank	Name					Nation	Starting Number		Total Segment Score	Total Element Score		Total Program Component Score (factored)				Total Deductions	
10	Anna ZANIN					ITA	26		33.87	18.53		15.34				0.00	
#	Executed Elements	Info	Base Value	GOE	J1	J2	J3	J4	J5	J6	J7	J8	J9	Bonus	Ref.	Scores of Panel	
1	2Ab	b	3.30	0.66	2	2	2	3	2					1.00		4.96	
2	2F+2T		3.10	-0.12	-1	-1	-1	0	0						2.98		
3	SSp3		2.10	0.35	2	1	2	2	1						2.45		
4	2Lz		2.10	0.14	0	1	1	1	0							2.24	
5	StSq2		2.60	0.00	0	0	0	0	-2							2.60	
6	CCoSp3		3.00	0.30	1	1	2	1	1							3.30	
			16.20													18.53	
Program Components				Factor													
Composition				1.07	4.25	4.50	5.00	5.00	5.00								4.83
Presentation				1.07	4.25	4.25	5.00	4.75	5.00								4.67
Skating Skills				1.07	4.50	4.50	5.25	5.00	5.00								4.83
Judges Total Program Component Score (factored)																15.34	
Deductions:																0.00	

Rank	Name					Nation	Starting Number		Total Segment Score	Total Element Score		Total Program Component Score (factored)				Total Deductions	
11	Alica LENGYELOVA					SVK	23		33.45	18.49		15.96				-1.00	
#	Executed Elements	Info	Base Value	GOE	J1	J2	J3	J4	J5	J6	J7	J8	J9	Bonus	Ref.	Scores of Panel	
1	3Lob	b	4.90	0.82	1	1	2	2	2					1.00		6.72	
2	3S+2T		5.60	-0.14	-1	-2	0	0	0						5.46		
3	SSp2		1.60	0.16	1	1	1	1	1						1.76		
4	2A	F	3.30	-1.65	-5	-5	-5	-5	-5							1.65	
5	StSq1	F	1.80	-0.90	-5	-5	-5	-5	-5							0.90	
6	FCCoSp1		2.00	0.00	0	0	0	0	0							2.00	
			19.20													18.49	
Program Components				Factor													
Composition				1.07	5.00	4.75	5.00	5.00	5.00								5.00
Presentation				1.07	4.75	4.50	5.00	5.00	5.00								4.92
Skating Skills				1.07	4.50	4.50	5.25	5.25	5.25								5.00
Judges Total Program Component Score (factored)																15.96	
Deductions: Falls -1.00 (2)																-1.00	

Rank	Name					Nation	Starting Number		Total Segment Score	Total Element Score		Total Program Component Score (factored)				Total Deductions	
12	Lucka FORTUNA					SLO	33		33.19	18.11		15.08				0.00	
#	Executed Elements	Info	Base Value	GOE	J1	J2	J3	J4	J5	J6	J7	J8	J9	Bonus	Ref.	Scores of Panel	
1	2Lz+2Lo	b	3.80	0.21	0	1	2	2	0					1.00		4.01	
2	2Aqb		3.30	-0.44	0	-2	-2	-2	0						3.86		
3	SSp3		2.10	0.00	-1	0	0	0	0						2.10		
4	StSq2		2.60	0.26	0	1	1	2	1							2.86	
5	2F		1.80	0.18	1	1	1	2	1							1.98	
6	CCoSp3		3.00	0.30	1	1	1	1	1							3.30	
			16.60													18.11	
Program Components				Factor													
Composition				1.07	3.75	4.00	5.00	5.00	5.00								4.67
Presentation				1.07	3.50	4.00	5.00	5.25	5.25								4.75
Skating Skills				1.07	3.50	4.25	4.75	5.00	5.25								4.67
Judges Total Program Component Score (factored)																15.08	
Deductions:																0.00	

14TH TIRNAVIA ICE CUP
JUDGES DETAILS PER SKATER
ADVANCED NOVICE GIRLS SHORT PROGRAM

Rank	Name					Nation	Starting Number	Total Segment Score		Total Element Score		Total Program Component Score (factored)				Total Deductions
13	Ilona van STEENBERGHE					BEL	9	32.63		18.41		14.72				-0.50
#	Executed Elements	Info	Base Value	GOE	J1	J2	J3	J4	J5	J6	J7	J8	J9	Bonus	Ref.	Scores of Panel
1	3S<	F	3.44	-1.72	-5	-5	-5	-5	-5							1.72
2	2Ab	b	3.30	0.00	0	0	0	0	0					1.00		4.30
3	LSp3		2.40	0.40	1	1	2	2	2							2.80
4	2Lz+2T		3.40	0.00	0	0	0	0	0							3.40
5	StSq2		2.60	0.09	0	1	1	0	0							2.69
6	CCoSp3		3.00	0.50	1	1	2	2	2							3.50
			18.14													18.41
Program Components				Factor												
Composition				1.07	4.25	4.75	4.75	4.50	4.50							4.58
Presentation				1.07	4.50	4.50	4.75	5.00	4.75							4.67
Skating Skills				1.07	3.75	4.75	4.50	4.50	4.50							4.50
Judges Total Program Component Score (factored)																14.72
Deductions:		Falls	-0.50 (1)													-0.50

Rank	Name	Nation				Starting Number	Total Segment Score		Total Element Score		Total Program Component Score (factored)					Total Deductions	
14	Emma Maria CERKALOVA	SVK				34	32.62		17.96		15.16					-0.50	
#	Executed Elements	Info	Base Value	GOE	J1	J2	J3	J4	J5	J6	J7	J8	J9	Bonus	Ref.	Scores of Panel	
1	2Ab	b	3.30	0.66	2	2	2	2	2					1.00		4.96	
2	3S<	F	3.44	-1.72	-5	-5	-5	-5	-5							1.72	
3	CCoSp3		3.00	0.30	1	1	0	1	1							3.30	
4	StSq3		3.30	0.33	1	1	1	1	2							3.63	
5	2Lze+2T	e	2.98	-0.39	-2	-2	-3	-2	-3							2.59	
6	SSp2		1.60	0.16	1	0	1	1	1							1.76	
			17.62													17.96	
Program Components				Factor													
Composition				1.07	4.50	4.75	4.75	4.75	5.25								4.75
Presentation				1.07	4.25	4.75	4.75	4.75	5.50								4.75
Skating Skills				1.07	4.25	5.00	4.50	4.50	5.25								4.67
Judges Total Program Component Score (factored)																	15.16
Deductions:		Falls	-0.50 (1)													-0.50	

Rank	Name					Nation	Starting Number	Total Segment Score		Total Element Score		Total Program Component Score (factored)				Total Deductions	
15	Darja TRUBITSON					FIN	14	32.10		17.00		15.60				-0.50	
#	Executed Elements	Info	Base Value	GOE	J1	J2	J3	J4	J5	J6	J7	J8	J9	Bonus	Ref.	Scores of Panel	
1	3Lz<	F	4.72	-2.36	-5	-5	-5	-5	-5							2.36	
2	3Lo<<+2T	<<	3.00	-0.74	-5	-3	-4	-4	-5							2.26	
3	SSp3		2.10	0.28	1	0	2	2	1							2.38	
4	2Ab	b	3.30	0.00	0	0	0	0	0					1.00		4.30	
5	StSq3		3.30	0.33	1	1	2	1	1							3.63	
6	CCoSp2V		1.88	0.19	-1	1	1	1	1							2.07	
			18.30													17.00	
Program Components				Factor													
Composition				1.07	4.25	4.50	5.00	4.75	5.00								4.75
Presentation				1.07	4.25	4.50	5.25	5.00	5.25								4.92
Skating Skills				1.07	4.50	4.75	5.00	5.00	5.00								4.92
Judges Total Program Component Score (factored)																15.60	
Deductions:		Falls	-0.50 (1)													-0.50	

14TH TIRNAVIA ICE CUP
JUDGES DETAILS PER SKATER
ADVANCED NOVICE GIRLS SHORT PROGRAM

Rank	Name				Nation	Starting Number		Total Segment Score	Total Element Score	Total Program Component Score (factored)				Total Deductions	
16	Andrea BACOVA				SVK	2		31.42	17.43	13.99				0.00	
#	Executed Elements	Info	Base Value	GOE	J1	J2	J3	J4	J5	J6	J7	J8	J9	Ref.	Scores of Panel
1	2A<	<	2.64	-0.62	-3	-2	-2	-2	-3						2.02
2	2F+2Lo		3.50	0.12	1	0	0	1	1						3.62
3	LSp3		2.40	0.24	1	1	1	1	1						2.64
4	StSq3		3.30	0.22	0	1	1	1	0						3.52
5	2Lz!	!	2.10	-0.07	0	-1	-1	1	0						2.03
6	FCCoSp3		3.00	0.60	2	2	2	2	1						3.60
			16.94												17.43
Program Components				Factor											
Composition				1.07	4.00	4.25	4.25	4.50	4.50						4.33
Presentation				1.07	3.75	4.00	4.50	4.50	4.75						4.33
Skating Skills				1.07	4.00	4.25	4.50	4.50	4.50						4.42
Judges Total Program Component Score (factored)															13.99
Deductions:															0.00

Rank	Name				Nation	Starting Number		Total Segment Score	Total Element Score	Total Program Component Score (factored)				Total Deductions	
17	Eles NAMAZALIEVA				AUT	19		29.70	15.42	14.28				0.00	
#	Executed Elements	Info	Base Value	GOE	J1	J2	J3	J4	J5	J6	J7	J8	J9	Ref.	Scores of Panel
1	2A<	<	2.64	-0.44	-1	-2	-2	-1	-2						2.20
2	2Lz+2T		3.40	0.00	1	0	0	0	0						3.40
3	LSp2		1.90	0.32	1	2	2	2	1						2.22
4	2F		1.80	-0.66	-3	-4	-3	-4	-4						1.14
5	CCoSp3		3.00	0.60	2	2	2	2	2						3.60
6	StSq2		2.60	0.26	1	1	1	0	1						2.86
			15.34												15.42
Program Components				Factor											
Composition				1.07	4.25	4.50	4.50	4.00	4.50						4.42
Presentation				1.07	4.50	4.25	4.50	4.00	4.75						4.42
Skating Skills				1.07	4.50	4.50	4.75	4.00	4.50						4.50
Judges Total Program Component Score (factored)															14.28
Deductions:															0.00

Rank	Name				Nation	Starting Number		Total Segment Score	Total Element Score	Total Program Component Score (factored)				Total Deductions	
18	Samira MITISKA				AUT	30		29.18	14.99	14.19				0.00	
#	Executed Elements	Info	Base Value	GOE	J1	J2	J3	J4	J5	J6	J7	J8	J9	Ref.	Scores of Panel
1	1A		1.10	0.00	0	0	0	0	0						1.10
2	2F!+2Lo	!	3.50	-0.18	-1	-2	-1	-1	0						3.32
3	SSp3		2.10	0.21	1	0	1	1	1						2.31
4	2Lz		2.10	0.00	0	0	0	0	1						2.10
5	StSq2		2.60	0.26	1	1	1	2	1						2.86
6	CCoSp3		3.00	0.30	0	1	1	1	1						3.30
			14.40												14.99
Program Components				Factor											
Composition				1.07	4.25	3.75	4.50	4.75	4.50						4.42
Presentation				1.07	4.00	3.75	4.50	4.75	4.75						4.42
Skating Skills				1.07	3.75	3.75	4.75	4.75	4.75						4.42
Judges Total Program Component Score (factored)															14.19
Deductions:															0.00

14TH TIRNAVIA ICE CUP
JUDGES DETAILS PER SKATER
ADVANCED NOVICE GIRLS SHORT PROGRAM

Rank	Name	Nation	Starting Number	Total Segment Score	Total Element Score	Total Program Component Score (factored)			Total Deductions							
19	Lisa CAPICOTTO	ITA	3	28.44	14.97	13.47			0.00							
#	Executed Elements	Info	Base Value	GOE	J1	J2	J3	J4	J5	J6	J7	J8	J9	Ref.	Scores of Panel	
1	1A		1.10	0.00	1	0	0	0	0						1.10	
2	2Lz+2Lo		3.80	0.00	0	1	0	-1	0						3.80	
3	SSp3		2.10	0.21	1	1	1	2	1						2.31	
4	StSq2		2.60	0.00	0	1	0	0	0						2.60	
5	2F		1.80	0.06	0	0	1	1	0						1.86	
6	CCoSp3		3.00	0.30	0	1	1	1	1						3.30	
			14.40												14.97	
Program Components			Factor													
Composition			1.07	3.75	4.25	4.25	4.50	4.25								4.25
Presentation			1.07	3.50	4.00	4.50	4.25	4.25								4.17
Skating Skills			1.07	3.50	4.25	4.00	4.25	4.25								4.17
Judges Total Program Component Score (factored)															13.47	
Deductions:															0.00	

Rank	Name	Nation	Starting Number	Total Segment Score	Total Element Score	Total Program Component Score (factored)			Total Deductions							
20	Maxima REBERNIG	AUT	20	28.27	14.18	14.09			0.00							
#	Executed Elements	Info	Base Value	GOE	J1	J2	J3	J4	J5	J6	J7	J8	J9	Ref.	Scores of Panel	
1	1A		1.10	0.15	2	1	1	1	2						1.25	
2	2Lze	e	1.68	-0.39	-2	-2	-3	-2	-3						1.29	
3	SSp2		1.60	0.27	2	1	2	2	1						1.87	
4	2F+2Tq	q	3.10	-0.36	-2	-2	-2	-1	-2						2.74	
5	CCoSp3		3.00	0.40	2	1	2	1	1						3.40	
6	StSq3		3.30	0.33	1	1	1	1	1						3.63	
			13.78												14.18	
Program Components			Factor													
Composition			1.07	4.50	4.25	4.50	4.50	4.00								4.42
Presentation			1.07	4.50	4.00	4.50	4.75	4.25								4.42
Skating Skills			1.07	4.25	4.25	4.50	4.75	4.25								4.33
Judges Total Program Component Score (factored)															14.09	
Deductions:															0.00	

Rank	Name	Nation	Starting Number	Total Segment Score	Total Element Score	Total Program Component Score (factored)			Total Deductions							
21	Lorna MACKOVA	SVK	21	27.18	13.98	13.20			0.00							
#	Executed Elements	Info	Base Value	GOE	J1	J2	J3	J4	J5	J6	J7	J8	J9	Ref.	Scores of Panel	
1	2A<<	<<	1.10	-0.37	-4	-3	-3	-3	-4						0.73	
2	2F+2Lo		3.50	0.00	0	0	1	0	0						3.50	
3	SSp2		1.60	0.00	0	0	1	0	0						1.60	
4	2Lz		2.10	0.28	1	1	2	1	2						2.38	
5	CCoSp3		3.00	0.00	0	0	0	0	1						3.00	
6	StSq2		2.60	0.17	-1	0	1	1	1						2.77	
			13.90												13.98	
Program Components			Factor													
Composition			1.07	3.75	4.00	4.50	4.00	4.00								4.00
Presentation			1.07	3.50	3.75	4.50	4.50	4.25								4.17
Skating Skills			1.07	3.50	4.00	4.25	4.25	4.25								4.17
Judges Total Program Component Score (factored)															13.20	
Deductions:															0.00	

14TH TIRNAVIA ICE CUP
JUDGES DETAILS PER SKATER
ADVANCED NOVICE GIRLS SHORT PROGRAM

Rank	Name	Nation	Starting Number	Total Segment Score	Total Element Score	Total Program Component Score (factored)				Total Deductions						
22	Maya Millicent Massiah KVERNBERG	NOR	46	27.03	14.10	12.93				0.00						
#	Executed Elements	Info	Base Value	GOE	J1	J2	J3	J4	J5	J6	J7	J8	J9	Ref.	Scores of Panel	
1	2Lz		2.10	0.00	0	1	0	0	0						2.10	
2	2Lo+2Lo		3.40	0.00	0	0	0	0	0						3.40	
3	SSp3		2.10	0.00	-1	0	0	0	1						2.10	
4	1A		1.10	0.04	0	1	1	0	0						1.14	
5	CCoSp2		2.50	0.00	1	0	0	0	0						2.50	
6	StSq2		2.60	0.26	0	1	1	1	1						2.86	
			13.80												14.10	
Program Components				Factor												
Composition				1.07	4.25	3.75	4.25	4.25	3.75							4.08
Presentation				1.07	4.00	3.75	4.25	4.25	4.00							4.08
Skating Skills				1.07	3.50	4.00	4.00	4.25	3.75							3.92
Judges Total Program Component Score (factored)															12.93	
Deductions:															0.00	

Rank	Name	Nation	Starting Number	Total Segment Score	Total Element Score	Total Program Component Score (factored)				Total Deductions						
23	Paula Sophia ZERVANOVA	SVK	24	26.93	13.69	13.74				-0.50						
#	Executed Elements	Info	Base Value	GOE	J1	J2	J3	J4	J5	J6	J7	J8	J9	Ref.	Scores of Panel	
1	3S<<	F	1.30	-0.65	-5	-5	-5	-5	-5						0.65	
2	2A<<	<<	1.10	-0.40	-4	-4	-3	-4	-3						0.70	
3	SSp3		2.10	0.14	0	0	1	1	1						2.24	
4	StSq3		3.30	0.00	0	0	0	0	1						3.30	
5	2F+2Lo		3.50	0.00	0	0	0	0	0						3.50	
6	CCoSp3		3.00	0.30	1	1	1	1	1						3.30	
			14.30												13.69	
Program Components				Factor												
Composition				1.07	3.75	4.25	4.25	4.25	4.25							4.25
Presentation				1.07	3.75	4.25	4.25	4.25	4.00							4.17
Skating Skills				1.07	4.25	4.50	4.50	4.50	4.25							4.42
Judges Total Program Component Score (factored)															13.74	
Deductions: Falls															-0.50 (1)	

Rank	Name	Nation	Starting Number	Total Segment Score	Total Element Score	Total Program Component Score (factored)				Total Deductions						
24	Taja BEDNJICKI	SLO	37	26.57	13.55	13.02				0.00						
#	Executed Elements	Info	Base Value	GOE	J1	J2	J3	J4	J5	J6	J7	J8	J9	Ref.	Scores of Panel	
1	1A		1.10	0.00	0	0	0	0	0						1.10	
2	2Lze	e	1.68	-0.45	-2	-2	-3	-3	-4						1.23	
3	SSp3		2.10	0.42	2	0	2	2	2						2.52	
4	StSq2		2.60	0.00	0	1	0	0	0						2.60	
5	2F+2T		3.10	0.00	0	0	0	0	0						3.10	
6	CCoSp3		3.00	0.00	0	0	1	0	0						3.00	
			13.58												13.55	
Program Components				Factor												
Composition				1.07	3.25	4.00	4.50	3.75	4.25							4.00
Presentation				1.07	3.00	4.00	4.50	4.00	4.50							4.17
Skating Skills				1.07	3.50	4.25	4.00	3.75	4.25							4.00
Judges Total Program Component Score (factored)															13.02	
Deductions:															0.00	

14TH TIRNAVIA ICE CUP
JUDGES DETAILS PER SKATER
ADVANCED NOVICE GIRLS SHORT PROGRAM

Rank	Name				Nation	Starting Number		Total Segment Score	Total Element Score	Total Program Component Score (factored)				Total Deductions	
25	Chiara SNOPEKOVA				SVK	1		26.47	13.18	13.29				0.00	
#	Executed Elements	Info	Base Value	GOE	J1	J2	J3	J4	J5	J6	J7	J8	J9	Ref.	Scores of Panel
1	2Lz!+2Lo	!	3.80	-0.21	-1	-1	-1	-1	0						3.59
2	1A		1.10	0.00	0	0	0	0	1						1.10
3	2F		1.80	0.18	1	1	1	1	1						1.98
4	FCCoSp3		3.00	0.00	0	0	0	0	0						3.00
5	StSq1		1.80	0.00	0	0	0	0	0						1.80
6	SSp2		1.60	0.11	1	1	0	1	0						1.71
			13.10												13.18
Program Components				Factor											
Composition				1.07	3.50	4.00	4.50	4.00	4.25						4.08
Presentation				1.07	3.75	3.75	4.50	4.25	4.50						4.17
Skating Skills				1.07	3.50	4.00	4.50	4.25	4.25						4.17
Judges Total Program Component Score (factored)														13.29	
Deductions:															0.00

Rank	Name				Nation	Starting Number		Total Segment Score	Total Element Score	Total Program Component Score (factored)				Total Deductions	
26	Vanesa MIKOVCAKOVA				SVK	44		25.77	13.82	11.95				0.00	
#	Executed Elements	Info	Base Value	GOE	J1	J2	J3	J4	J5	J6	J7	J8	J9	Ref.	Scores of Panel
1	2F+2T		3.10	0.12	0	0	1	1	1						3.22
2	1A		1.10	0.00	-1	0	0	0	0						1.10
3	2Lz		2.10	0.07	0	0	1	0	1						2.17
4	CCoSp2		2.50	0.25	1	0	1	1	2						2.75
5	StSq2		2.60	-0.26	-1	-1	0	-1	-1						2.34
6	SSp3		2.10	0.14	2	1	1	0	0						2.24
			13.50												13.82
Program Components				Factor											
Composition				1.07	3.50	3.50	4.00	3.75	3.75						3.67
Presentation				1.07	3.75	3.50	4.00	4.00	4.00						3.92
Skating Skills				1.07	3.00	3.50	3.75	3.50	3.75						3.58
Judges Total Program Component Score (factored)														11.95	
Deductions:															0.00

Rank	Name				Nation	Starting Number		Total Segment Score	Total Element Score	Total Program Component Score (factored)				Total Deductions	
27	Zlata AGAFONOVA				AUT	29		25.34	12.86	12.48				0.00	
#	Executed Elements	Info	Base Value	GOE	J1	J2	J3	J4	J5	J6	J7	J8	J9	Ref.	Scores of Panel
1	2F!+2Lo<	<	3.16	-0.54	-3	-4	-3	-3	-2						2.62
2	1A		1.10	0.04	1	0	1	0	0						1.14
3	SSp3		2.10	0.14	1	0	1	0	1						2.24
4	StSq1		1.80	0.00	0	0	0	0	0						1.80
5	2Lz		2.10	0.21	1	1	1	0	1						2.31
6	CCoSp2		2.50	0.25	1	1	1	1	0						2.75
			12.76												12.86
Program Components				Factor											
Composition				1.07	3.50	4.00	4.00	3.75	3.75						3.83
Presentation				1.07	4.00	4.00	4.00	4.00	3.50						4.00
Skating Skills				1.07	3.75	4.25	3.75	4.00	3.75						3.83
Judges Total Program Component Score (factored)														12.48	
Deductions:															0.00

14TH TIRNAVIA ICE CUP
JUDGES DETAILS PER SKATER
ADVANCED NOVICE GIRLS SHORT PROGRAM

Rank	Name				Nation	Starting Number		Total Segment Score	Total Element Score	Total Program Component Score (factored)				Total Deductions	
28	Therese HAVAG				NOR	17		24.44	11.95	12.49				0.00	
#	Executed Elements	Info	Base Value	GOE	J1	J2	J3	J4	J5	J6	J7	J8	J9	Ref.	Scores of Panel
1	1A		1.10	0.00	0	0	0	0	0						1.10
2	2F+2T		3.10	0.18	1	1	1	1	1						3.28
3	CCoSp		0.00	0.00	-	-	-	-	-						0.00
4	2Lz		2.10	0.07	1	0	1	0	0						2.17
5	StSq3		3.30	0.00	0	0	0	0	-1						3.30
6	SSp3		2.10	0.00	-1	0	0	0	0						2.10
			11.70												11.95
Program Components				Factor											
	Composition			1.07	3.75	3.75	4.25	4.00	3.75						3.83
	Presentation			1.07	3.50	3.50	4.25	4.00	3.50						3.67
	Skating Skills			1.07	3.50	3.75	4.50	4.50	4.25						4.17
Judges Total Program Component Score (factored)															12.49
Deductions:															0.00

Rank	Name				Nation	Starting Number		Total Segment Score	Total Element Score	Total Program Component Score (factored)				Total Deductions	
29	Diana RUSEKOVA				SVK	31		24.23	12.70	12.03				-0.50	
#	Executed Elements	Info	Base Value	GOE	J1	J2	J3	J4	J5	J6	J7	J8	J9	Ref.	Scores of Panel
1	2F+2Lo	F	3.50	-0.90	-5	-5	-5	-5	-5						2.60
2	1A		1.10	0.00	0	0	0	0	0						1.10
3	FCCoSp3		3.00	0.00	-1	0	0	0	0						3.00
4	StSq1		1.80	0.00	0	0	0	0	0						1.80
5	2Lz		2.10	0.00	0	0	0	0	0						2.10
6	SSp3		2.10	0.00	1	0	-1	0	0						2.10
			13.60												12.70
Program Components				Factor											
	Composition			1.07	3.75	3.75	3.50	3.75	4.25						3.75
	Presentation			1.07	3.50	3.75	3.75	3.75	4.00						3.75
	Skating Skills			1.07	3.50	3.75	3.75	3.75	4.25						3.75
Judges Total Program Component Score (factored)															12.03
Deductions: Falls															-0.50 (1)

Rank	Name				Nation	Starting Number		Total Segment Score	Total Element Score	Total Program Component Score (factored)				Total Deductions	
30	Agnes Koller LOLAND				NOR	38		24.18	12.14	12.04				0.00	
#	Executed Elements	Info	Base Value	GOE	J1	J2	J3	J4	J5	J6	J7	J8	J9	Ref.	Scores of Panel
1	1A		1.10	0.00	0	0	0	0	0						1.10
2	SSp3		2.10	0.00	0	0	0	0	0						2.10
3	2F!+2Loq	!	3.50	-0.54	-3	-4	-3	-3	-3						2.96
4	StSq2		2.60	0.00	-1	0	0	0	0						2.60
5	2Lz		2.10	-0.35	-1	-2	-2	-2	-1						1.75
6	CCoSp2V		1.88	-0.25	-2	-1	-1	-1	-2						1.63
			13.28												12.14
Program Components				Factor											
	Composition			1.07	3.25	3.75	4.00	4.00	3.75						3.83
	Presentation			1.07	3.00	3.50	4.00	3.75	3.75						3.67
	Skating Skills			1.07	3.25	3.75	3.75	3.75	4.00						3.75
Judges Total Program Component Score (factored)															12.04
Deductions:															0.00

14TH TIRNAVIA ICE CUP
JUDGES DETAILS PER SKATER
ADVANCED NOVICE GIRLS SHORT PROGRAM

Rank	Name				Nation	Starting Number		Total Segment Score		Total Element Score	Total Program Component Score (factored)			Total Deductions	
31	Tamara PCOLKOVA				SVK	7		24.17		12.05	12.12			0.00	
#	Executed Elements	Info	Base Value	GOE	J1	J2	J3	J4	J5	J6	J7	J8	J9	Ref.	Scores of Panel
1	2Lz+2Lo		3.80	-0.14	-2	0	-1	-1	0						3.66
2	SSp3		2.10	0.21	0	1	2	1	1						2.31
3	2F		1.80	0.00	0	0	0	0	0						1.80
4	StSq1		1.80	-0.18	-2	0	0	-2	-1						1.62
5	1A		1.10	0.00	0	0	0	0	0						1.10
6	FCCoSp2V		1.88	-0.32	-3	-1	-2	-1	-2						1.56
			12.48												12.05
Program Components				Factor											
Composition				1.07	3.50	4.50	4.00	3.50	3.75						3.75
Presentation				1.07	3.25	4.25	3.75	4.00	3.50						3.75
Skating Skills				1.07	3.50	4.50	4.00	3.75	3.75						3.83
Judges Total Program Component Score (factored)															12.12
Deductions:															0.00

Rank	Name				Nation	Starting Number		Total Segment Score		Total Element Score	Total Program Component Score (factored)			Total Deductions	
32	Laura MIMLICOVA				SVK	32		23.80		10.78	13.02			0.00	
#	Executed Elements	Info	Base Value	GOE	J1	J2	J3	J4	J5	J6	J7	J8	J9	Ref.	Scores of Panel
1	2Lz		2.10	0.21	1	1	2	1	1						2.31
2	2F!+2Lo<	<	3.16	-0.54	-3	-4	-3	-3	-3						2.62
3	CCoSp1V		1.50	-0.15	-2	-1	-1	-1	0						1.35
4	1A		1.10	0.00	0	0	0	0	0						1.10
5	SSp2		1.60	0.00	0	0	0	0	0						1.60
6	StSq1		1.80	0.00	-1	0	0	0	1						1.80
			11.26												10.78
Program Components				Factor											
Composition				1.07	3.75	3.75	4.25	4.25	4.25						4.08
Presentation				1.07	3.50	4.00	4.25	4.25	4.00						4.08
Skating Skills				1.07	3.50	4.00	4.00	4.00	4.00						4.00
Judges Total Program Component Score (factored)															13.02
Deductions:															0.00

Rank	Name				Nation	Starting Number		Total Segment Score		Total Element Score	Total Program Component Score (factored)			Total Deductions	
33	Marharyta CHACHYK				AUT	43		22.51		11.00	11.51			0.00	
#	Executed Elements	Info	Base Value	GOE	J1	J2	J3	J4	J5	J6	J7	J8	J9	Ref.	Scores of Panel
1	2F+COMBO+2T<<*	*	1.80	-0.90	-5	-5	-5	-5	-5						0.90
2	2Lz		2.10	0.00	-1	0	0	0	0						2.10
3	CCoSp3		3.00	0.20	1	0	0	1	1						3.20
4	LSp1		1.50	-0.40	-3	-2	-1	-3	-3						1.10
5	1A		1.10	0.00	0	0	0	0	0						1.10
6	StSq2		2.60	0.00	-1	0	0	0	0						2.60
			12.10												11.00
Program Components				Factor											
Composition				1.07	3.25	3.50	3.50	3.50	3.75						3.50
Presentation				1.07	3.50	3.25	3.75	3.75	3.75						3.67
Skating Skills				1.07	3.50	3.25	3.50	3.75	4.00						3.58
Judges Total Program Component Score (factored)															11.51
Deductions:															0.00

14TH TIRNAVIA ICE CUP
JUDGES DETAILS PER SKATER
ADVANCED NOVICE GIRLS SHORT PROGRAM

Rank	Name				Nation	Starting Number		Total Segment Score		Total Element Score	Total Program Component Score (factored)			Total Deductions	
34	Lija KROSELJ				SLO	25		22.47		11.13	11.34			0.00	
#	Executed Elements	Info	Base Value	GOE	J1	J2	J3	J4	J5	J6	J7	J8	J9	Ref.	Scores of Panel
1	1A		1.10	0.00	0	0	0	0	0						1.10
2	2Lz<+2T<	<	2.72	-0.67	-5	-4	-4	-4	-4						2.05
3	CCoSp3		3.00	0.00	0	0	0	0	1						3.00
4	StSq1		1.80	-0.12	-1	0	0	-1	-1						1.68
5	2Fl<	<	1.44	-0.38	-3	-4	-3	-2	-2						1.06
6	SSp3		2.10	0.14	0	1	1	0	1						2.24
			12.16												11.13
Program Components				Factor											
Composition				1.07	3.25	3.75	3.50	3.25	3.50						3.42
Presentation				1.07	3.25	3.50	3.50	3.50	3.50						3.50
Skating Skills				1.07	3.50	3.75	3.75	3.25	3.75						3.67
Judges Total Program Component Score (factored)															11.34
Deductions:															0.00

Rank	Name				Nation	Starting Number		Total Segment Score		Total Element Score	Total Program Component Score (factored)			Total Deductions	
35	Milena VELCHEVA				BUL	16		22.33		10.46	11.87			0.00	
#	Executed Elements	Info	Base Value	GOE	J1	J2	J3	J4	J5	J6	J7	J8	J9	Ref.	Scores of Panel
1	2A<<	<<	1.10	-0.33	-4	-3	-3	-3	-3						0.77
2	2Lz+2Lo		3.80	0.00	0	0	0	0	0						3.80
3	SSp2		1.60	0.16	0	1	1	1	1						1.76
4	2Fq	q	1.80	-0.36	-2	-2	-2	-2	-2						1.44
5	StSq2		2.60	0.09	0	1	1	0	0						2.69
6	CCoSp		0.00	0.00	-	-	-	-	-						0.00
			10.90												10.46
Program Components				Factor											
Composition				1.07	3.75	4.00	3.75	3.50	3.75						3.75
Presentation				1.07	3.50	3.75	3.75	3.75	3.50						3.67
Skating Skills				1.07	3.50	4.00	3.75	3.50	3.75						3.67
Judges Total Program Component Score (factored)															11.87
Deductions:															0.00

Rank	Name				Nation	Starting Number		Total Segment Score		Total Element Score	Total Program Component Score (factored)			Total Deductions	
36	Dorina SZIGETI				HUN	28		22.27		8.96	13.81			-0.50	
#	Executed Elements	Info	Base Value	GOE	J1	J2	J3	J4	J5	J6	J7	J8	J9	Ref.	Scores of Panel
1	3S<<	F	1.30	-0.65	-5	-5	-5	-5	-5						0.65
2	2Fl+2Lo<<	<<	2.30	-0.84	-5	-5	-5	-4	-4						1.46
3	CCoSp3		3.00	0.00	0	0	0	0	0						3.00
4	2A<<	<<	1.10	-0.55	-5	-5	-5	-5	-5						0.55
5	StSq1		1.80	0.00	0	0	0	0	0						1.80
6	LSp1		1.50	0.00	0	0	0	0	0						1.50
			11.00												8.96
Program Components				Factor											
Composition				1.07	4.00	4.00	4.50	4.50	4.50						4.33
Presentation				1.07	3.75	3.75	4.50	4.75	4.75						4.33
Skating Skills				1.07	3.25	4.00	4.25	4.50	4.50						4.25
Judges Total Program Component Score (factored)															13.81
Deductions: Falls															-0.50 (1)

14TH TIRNAVIA ICE CUP
JUDGES DETAILS PER SKATER
ADVANCED NOVICE GIRLS SHORT PROGRAM

Rank	Name				Nation	Starting Number		Total Segment Score		Total Element Score		Total Program Component Score (factored)		Total Deductions	
37	Tilde MJOS-HAUGLAND				NOR	35		22.12		10.87		11.25		0.00	
#	Executed Elements	Info	Base Value	GOE	J1	J2	J3	J4	J5	J6	J7	J8	J9	Ref.	Scores of Panel
1	2Lo+2T	<<	3.00	0.00	-1	0	0	0	0						3.00
2	2Lze<<		0.48	-0.24	-5	-5	-5	-5	-5						0.24
3	CCoSp2		2.50	0.00	0	0	0	0	0						2.50
4	1A		1.10	0.00	0	0	0	0	0						1.10
5	StSq2		2.60	-0.17	-1	0	0	-1	-1						2.43
6	SSp2		1.60	0.00	0	0	0	0	0						1.60
			11.28												10.87
Program Components				Factor											
Composition				1.07	3.25	3.25	3.50	3.75	3.75						3.50
Presentation				1.07	3.25	3.25	3.50	3.75	3.75						3.50
Skating Skills				1.07	3.00	3.50	3.50	3.50							3.50
Judges Total Program Component Score (factored)															11.25
Deductions:															0.00

Rank	Name				Nation	Starting Number		Total Segment Score		Total Element Score		Total Program Component Score (factored)		Total Deductions	
38	Nina LAZAREVIC				SLO	27		21.94		10.83		11.61		-0.50	
#	Executed Elements	Info	Base Value	GOE	J1	J2	J3	J4	J5	J6	J7	J8	J9	Ref.	Scores of Panel
1	2Lzq+2Lo<	<	3.46	-0.84	-5	-4	-4	-3	-4						2.62
2	2A<<	F	1.10	-0.55	-5	-5	-5	-5	-5						0.55
3	StSq1		1.80	-0.12	-1	0	-1	-1	0						1.68
4	SSp3		2.10	0.00	0	1	0	0	0						2.10
5	2Flq	!	1.80	-0.42	-3	-4	-3	-1	-1						1.38
6	CCoSp2		2.50	0.00	-1	0	0	0	0						2.50
			12.76												10.83
Program Components				Factor											
Composition				1.07	3.00	3.75	3.50	3.75	3.75						3.67
Presentation				1.07	2.75	3.75	3.75	3.75	3.50						3.67
Skating Skills				1.07	3.00	4.00	3.50	3.50	3.50						3.50
Judges Total Program Component Score (factored)															11.61
Deductions: Falls															-0.50 (1)

Rank	Name				Nation	Starting Number		Total Segment Score		Total Element Score		Total Program Component Score (factored)		Total Deductions	
39	Marianna VAKULENKO				NOR	45		20.57		8.80		11.77		0.00	
#	Executed Elements	Info	Base Value	GOE	J1	J2	J3	J4	J5	J6	J7	J8	J9	Ref.	Scores of Panel
1	1A		1.10	0.00	0	0	0	0	0						1.10
2	2Lo+2Lo<	<	3.06	-0.45	-3	-2	-2	-3	-3						2.61
3	CCoSp		0.00	0.00	-	-	-	-	-						0.00
4	2F		1.80	-0.54	-4	-3	-3	-3	-3						1.26
5	SSp3		2.10	-0.07	-1	0	0	-1	0						2.03
6	StSq1		1.80	0.00	0	0	0	0	0						1.80
			9.86												8.80
Program Components				Factor											
Composition				1.07	3.50	3.50	3.75	4.00	3.50						3.58
Presentation				1.07	3.50	3.50	4.00	4.00	3.50						3.67
Skating Skills				1.07	3.75	3.75	3.75	3.75	3.50						3.75
Judges Total Program Component Score (factored)															11.77
Deductions:															0.00

14TH TIRNAVIA ICE CUP
JUDGES DETAILS PER SKATER
ADVANCED NOVICE GIRLS SHORT PROGRAM

Rank	Name				Nation	Starting Number		Total Segment Score	Total Element Score	Total Program Component Score (factored)				Total Deductions	
40	Nelly JANKOVICOVA				SVK	41		19.63	9.44	11.69				-1.50	
#	Executed Elements	Info	Base Value	GOE	J1	J2	J3	J4	J5	J6	J7	J8	J9	Ref.	Scores of Panel
1	2A<	F	2.64	-1.32	-5	-5	-5	-5	-5						1.32
2	2Fe	F	1.44	-0.72	-5	-5	-5	-5	-5						0.72
3	LSp1		1.50	0.00	0	0	0	0	1						1.50
4	2Lz<<+COMBO	F	0.60	-0.30	-5	-5	-5	-5	-5						0.30
5	CCoSp3		3.00	0.00	-1	0	1	0	0						3.00
6	StSq2		2.60	0.00	-2	0	0	0	0						2.60
			11.78												9.44
Program Components				Factor											
Composition				1.07	3.25	3.75	3.75	3.50	3.75						3.67
Presentation				1.07	3.00	3.50	3.50	3.50	3.50						3.50
Skating Skills				1.07	3.25	3.50	4.00	3.75	4.00						3.75
Judges Total Program Component Score (factored)														11.69	
Deductions:		Falls	-1.50 (3)												-1.50

Rank	Name				Nation	Starting Number		Total Segment Score	Total Element Score	Total Program Component Score (factored)				Total Deductions	
41	Ela SOLOVICOVA				SVK	8		19.52	10.35	10.17				-1.00	
#	Executed Elements	Info	Base Value	GOE	J1	J2	J3	J4	J5	J6	J7	J8	J9	Ref.	Scores of Panel
1	1A		1.10	0.00	0	0	0	0	0						1.10
2	LSp1		1.50	-0.15	-2	-1	-1	-1	0						1.35
3	2F+2T		3.10	0.00	-1	0	0	0	0						3.10
4	2Lz	F	2.10	-1.05	-5	-5	-5	-5	-5						1.05
5	StSqB		1.50	0.00	-2	0	0	0	0						1.50
6	CCoSp2		2.50	-0.25	-2	-1	-1	-1	-1						2.25
			11.80												10.35
Program Components				Factor											
Composition				1.07	3.25	3.25	3.25	3.25	3.25						3.25
Presentation				1.07	3.00	3.00	3.50	3.25	3.00						3.08
Skating Skills				1.07	3.00	3.00	3.50	3.25	3.25						3.17
Judges Total Program Component Score (factored)														10.17	
Deductions:		Falls	-1.00 (2)												-1.00

Rank	Name				Nation	Starting Number		Total Segment Score	Total Element Score	Total Program Component Score (factored)				Total Deductions	
42	Nikoletta Beatrix KUTASI				HUN	15		16.96	7.08	10.88				-1.00	
#	Executed Elements	Info	Base Value	GOE	J1	J2	J3	J4	J5	J6	J7	J8	J9	Ref.	Scores of Panel
1	2Lz!q+2T<	<	3.14	-1.05	-5	-5	-5	-4	-5						2.09
2	2A<<	<<	1.10	-0.44	-4	-4	-4	-5	-4						0.66
3	CCoSp1V		1.50	-0.10	-1	0	1	-1	-1						1.40
4	StSq2		2.60	0.00	-1	0	0	0	0						2.60
5	2F<<	<<	0.50	-0.17	-4	-4	-3	-3	-3						0.33
6	CUSp1*	*	0.00	0.00	-	-	-	-	-						0.00
			8.84												7.08
Program Components				Factor											
Composition				1.07	3.25	3.25	3.50	3.50	3.75						3.42
Presentation				1.07	3.25	3.25	3.50	3.50	3.50						3.42
Skating Skills				1.07	3.00	3.50	3.25	3.25	3.50						3.33
Judges Total Program Component Score (factored)														10.88	
Deductions:		Time violation	-1.00												-1.00

14TH TIRNAVIA ICE CUP
JUDGES DETAILS PER SKATER
ADVANCED NOVICE GIRLS SHORT PROGRAM

Legend:							
#	Sequence number	GOE	Grade of Execution	Jx	Judges (x=1-9)	Ref.	Referee
*	Invalid element	e	Wrong edge	<	Under-rotated jump	<<	Downgraded jump
x	Credit for highlight distribution, base value multiplied by 1.1			!	Not clear edge	REP	Jump repetition
F	Fall	q	Jump landed on the quarter	b	Bonus Point for jump added to the element score		

14TH TIRNAVIA ICE CUP
JUDGES DETAILS PER SKATER
ADVANCED NOVICE GIRLS FREE SKATING

Rank	Name				Nation		Starting Number		Total Segment Score		Total Element Score		Total Program Component Score (factored)				Total Deductions	
1	Noemi JOOS				SUI		40		79.15		43.12		36.03				0.00	
#	Executed Elements	Info	Base Value	GOE	J1	J2	J3	J4	J5	J6	J7	J8	J9	Bonus	Ref.	Scores of Panel		
1	3Tb+2Ab+SEQ	b	7.50	0.56	1	2	2	1	1					2.00		10.06		
2	3Lz!qb	!	5.90	-1.18	-2	-3	-2	-1	-2					1.00		5.72		
3	3S+2T		5.60	0.00	0	-2	0	0	0							5.60		
4	CCoSp3		3.00	0.30	0	1	1	1	1							3.30		
5	3F!<	<	4.24	-1.27	-4	-3	-3	-3	-3							2.97		
6	3T		4.20	0.42	1	1	1	1	1							4.62		
7	3S		4.30	0.57	1	1	2	1	2							4.87		
8	StSq2		2.60	0.26	1	1	1	1	2							2.86		
9	FSSp3		2.60	0.52	2	1	2	2	3							3.12		
			39.94													43.12		
Program Components				Factor														
Composition				2.13	5.25	5.50	5.75	6.00	5.50							5.58		
Presentation				2.13	5.50	5.50	6.00	5.50	5.75							5.58		
Skating Skills				2.13	5.75	5.50	5.75	5.75	5.75							5.75		
Judges Total Program Component Score (factored)																36.03		
Deductions:																0.00		
Rank	Name				Nation		Starting Number		Total Segment Score		Total Element Score		Total Program Component Score (factored)				Total Deductions	
2	Alica LENGYELOVA				SVK		32		78.19		44.82		33.37				0.00	
#	Executed Elements	Info	Base Value	GOE	J1	J2	J3	J4	J5	J6	J7	J8	J9	Bonus	Ref.	Scores of Panel		
1	3Lob	b	4.90	0.98	2	2	2	2	2					1.00		6.88		
2	3Sb+2Ab+SEQ	b	7.60	0.86	2	2	2	2	0					2.00		10.46		
3	3T+2T+2Lo		7.20	0.56	1	2	2	1	0							7.76		
4	3T		4.20	0.00	0	0	1	0	0							4.20		
5	FCSSp3		2.60	0.26	1	1	1	0	1							2.86		
6	2A		3.30	0.66	3	1	2	2	2							3.96		
7	2Lz		2.10	0.35	1	2	2	1	2							2.45		
8	CCoSp3		3.00	0.30	1	1	1	0	1							3.30		
9	StSq2		2.60	0.35	1	1	2	1	2							2.95		
			37.50													44.82		
Program Components				Factor														
Composition				2.13	4.50	5.25	5.50	4.75	5.00							5.00		
Presentation				2.13	5.25	5.25	5.25	5.00	5.25							5.25		
Skating Skills				2.13	5.75	5.50	5.25	5.25	5.50							5.42		
Judges Total Program Component Score (factored)																33.37		
Deductions:																0.00		

14TH TIRNAVIA ICE CUP
JUDGES DETAILS PER SKATER
ADVANCED NOVICE GIRLS FREE SKATING

Rank	Name	Nation	Starting Number	Total Segment Score	Total Element Score	Total Program Component Score (factored)					Total Deductions					
3	Anastasia BRANDENBURG	SUI	41	77.22	42.14	36.58					-1.50					
#	Executed Elements	Info	Base Value	GOE	J1	J2	J3	J4	J5	J6	J7	J8	J9	Bonus	Ref.	Scores of Panel
1	3Tb+3T<<	<<	5.50	-2.10	-5	-5	-5	-5	-5					1.00		4.40
2	3Sb	b	4.30	0.86	1	2	2	2	2					1.00		6.16
3	3F		5.30	0.53	1	1	1	2	0							5.83
4	FSSp3		2.60	0.52	2	1	2	2	2							3.12
5	2Ab+1Eu+3S	b	8.10	0.86	2	2	2	2	1					1.00		9.96
6	2A<	F	2.64	-1.32	-5	-5	-5	-5	-5							1.32
7	3Lo		4.90	-0.16	-1	0	0	0	-1							4.74
8	StSq2		2.60	0.61	2	2	3	3	2							3.21
9	CCoSp3		3.00	0.40	1	1	2	1	2							3.40
			38.94													42.14
Program Components				Factor												
Composition				2.13	6.00	5.75	5.75	5.75	5.50							5.75
Presentation				2.13	5.50	5.50	6.00	6.00	5.50							5.67
Skating Skills				2.13	6.00	5.75	5.75	5.75	5.75							5.75
Judges Total Program Component Score (factored)																36.58
Deductions:		Falls	-0.50	(1)	Costume failure				-1.00							-1.50

Rank	Name	Nation	Starting Number	Total Segment Score	Total Element Score	Total Program Component Score (factored)					Total Deductions					
4	Jana HORCICKOVA	CZE	36	68.21	34.67	33.54					0.00					
#	Executed Elements	Info	Base Value	GOE	J1	J2	J3	J4	J5	J6	J7	J8	J9	Bonus	Ref.	Scores of Panel
1	2Lz		2.10	0.35	1	1	2	2	2							2.45
2	2Ab+2T+2Lo	b	6.30	0.33	0	1	1	1	1					1.00		7.63
3	3Tb+2T	b	5.50	0.00	0	1	0	0	0					1.00		6.50
4	2F		1.80	0.00	0	0	-1	0	0							1.80
5	CCoSp3		3.00	0.40	1	1	2	2	1							3.40
6	3T		4.20	-0.98	-3	-2	-2	-2	-3							3.22
7	2A		3.30	0.22	0	1	1	1	0							3.52
8	FCSSp3		2.60	0.52	2	2	2	2	2							3.12
9	StSq2		2.60	0.43	1	1	2	2	2							3.03
			31.40													34.67
Program Components				Factor												
Composition				2.13	4.50	5.25	5.50	5.25	5.25							5.25
Presentation				2.13	4.75	5.00	5.50	5.50	5.25							5.25
Skating Skills				2.13	5.00	5.25	5.25	5.25	5.25							5.25
Judges Total Program Component Score (factored)																33.54
Deductions:																0.00

14TH TIRNAVIA ICE CUP
JUDGES DETAILS PER SKATER
ADVANCED NOVICE GIRLS FREE SKATING

Rank	Name				Nation	Starting Number		Total Segment Score	Total Element Score	Total Program Component Score (factored)					Total Deductions	
5	Darja TRUBITSON				FIN	28		64.97	34.44	30.53					0.00	
#	Executed Elements	Info	Base Value	GOE	J1	J2	J3	J4	J5	J6	J7	J8	J9	Bonus	Ref.	Scores of Panel
1	3Tb+3T<	<	7.56	-0.84	-3	-2	-2	-2	-2					1.00		7.72
2	3Lz<<	<<	2.10	-1.05	-5	-5	-5	-5	-5							1.05
3	2Ab+1Eu+3S<	<	7.24	-1.72	-5	-4	-5	-5	-5					1.00		6.52
4	3Lo<	<	3.92	-0.78	-2	-2	-2	-2	-3							3.14
5	FCSSp3		2.60	0.43	1	1	2	2	2							3.03
6	2A		3.30	-1.21	-4	-4	-3	-3	-4							2.09
7	StSq2		2.60	0.26	1	1	1	1	0							2.86
8	3Sq b	b	4.30	-0.57	-2	-2	-1	-1	0					1.00		4.73
9	CCoSp3		3.00	0.30	1	1	1	0	1							3.30
			36.62													34.44
Program Components				Factor												
Composition				2.13	5.00	4.75	5.00	4.75	4.75							4.83
Presentation				2.13	4.75	4.50	4.75	4.75	4.50							4.67
Skating Skills				2.13	5.50	4.75	5.00	4.75	4.50							4.83
Judges Total Program Component Score (factored)																30.53
Deductions:																0.00

Rank	Name				Nation	Starting Number		Total Segment Score	Total Element Score	Total Program Component Score (factored)					Total Deductions	
6	Nela SNEBERGEROVA				CZE	42		63.60	29.70	33.90					0.00	
#	Executed Elements	Info	Base Value	GOE	J1	J2	J3	J4	J5	J6	J7	J8	J9	Bonus	Ref.	Scores of Panel
1	2Ab	b	3.30	-0.33	-1	-2	-1	-1	-1					1.00		3.97
2	3Sb	b	4.30	0.43	1	1	0	1	2					1.00		5.73
3	3Tqb+1Eu<<+2S	<<	5.50	-2.10	-5	-5	-5	-5	-5					1.00		4.40
4	2Lo		1.70	0.17	1	1	1	1	2							1.87
5	CSp1*	*	0.00	0.00	-	-	-	-	-							0.00
6	3S+2T		5.60	0.00	0	0	0	0	1							5.60
7	2T		1.30	0.00	-1	0	0	0	0							1.30
8	CCoSp3		3.00	0.20	0	1	1	1	0							3.20
9	StSq3		3.30	0.33	1	1	1	1	1							3.63
			28.00													29.70
Program Components				Factor												
Composition				2.13	5.00	5.25	5.50	5.50	5.25							5.33
Presentation				2.13	4.75	5.00	5.50	5.25	5.25							5.17
Skating Skills				2.13	5.00	5.25	5.50	5.50	5.50							5.42
Judges Total Program Component Score (factored)																33.90
Deductions:																0.00

14TH TIRNAVIA ICE CUP
JUDGES DETAILS PER SKATER
ADVANCED NOVICE GIRLS FREE SKATING

Rank	Name				Nation	Starting Number		Total Segment Score	Total Element Score	Total Program Component Score (factored)					Total Deductions	
7	Anna CEROVSKA				CZE	38		63.47	30.10	33.37					0.00	
#	Executed Elements	Info	Base Value	GOE	J1	J2	J3	J4	J5	J6	J7	J8	J9	Bonus	Ref.	Scores of Panel
1	2Ab+1Eu+2S	b	5.10	0.33	1	1	1	1	1					1.00		6.43
2	1S		0.40	-0.03	-1	-1	-1	0	0							0.37
3	3Tb	b	4.20	-1.12	-3	-3	-2	-3	-2					1.00		4.08
4	2A+2T		4.60	0.00	0	0	0	0	0							4.60
5	CCoSp3		3.00	0.30	1	1	1	1	1							3.30
6	2Lz		2.10	0.28	1	1	1	2	2							2.38
7	FCSp3		2.80	0.09	1	1	0	0	0							2.89
8	2Lz		2.10	0.21	2	1	1	1	1							2.31
9	StSq3		3.30	0.44	0	1	1	2	2							3.74
			27.60													30.10
Program Components				Factor												
Composition				2.13	5.25	5.00	5.25	5.25	5.25							5.25
Presentation				2.13	5.00	5.00	5.25	5.25	5.50							5.17
Skating Skills				2.13	4.75	5.25	5.00	5.50	5.50							5.25
Judges Total Program Component Score (factored)																33.37
Deductions:																0.00

Rank	Name				Nation	Starting Number		Total Segment Score	Total Element Score	Total Program Component Score (factored)					Total Deductions	
8	Linda LEZUO				ITA	37		61.58	28.21	33.37					0.00	
#	Executed Elements	Info	Base Value	GOE	J1	J2	J3	J4	J5	J6	J7	J8	J9	Bonus	Ref.	Scores of Panel
1	2Ab+2T+2Lo	b	6.30	-0.11	-1	0	0	-1	0					1.00		7.19
2	3S<+2T	<	4.74	-0.80	-3	-2	-2	-2	-3							3.94
3	3T<<	<<	1.30	-0.65	-5	-5	-5	-5	-5							0.65
4	3S<	<	3.44	-0.80	-3	-2	-2	-2	-3							2.64
5	CCoSp3		3.00	0.40	1	1	2	2	1							3.40
6	StSq2		2.60	0.17	0	0	1	1	1							2.77
7	2A		3.30	0.11	0	0	1	1	0							3.41
8	2Lz		2.10	0.21	1	1	1	1	1							2.31
9	FCSp1		1.90	0.00	1	0	0	0	0							1.90
			28.68													28.21
Program Components				Factor												
Composition				2.13	4.25	5.00	5.50	5.50	5.00							5.17
Presentation				2.13	4.50	5.00	5.50	5.50	5.25							5.25
Skating Skills				2.13	4.75	5.25	5.25	5.25	5.50							5.25
Judges Total Program Component Score (factored)																33.37
Deductions:																0.00

14TH TIRNAVIA ICE CUP
JUDGES DETAILS PER SKATER
ADVANCED NOVICE GIRLS FREE SKATING

Rank	Name				Nation	Starting Number		Total Segment Score	Total Element Score	Total Program Component Score (factored)					Total Deductions	
9	Clelia LIGET-LATUS				FRA	35		60.19	28.77	31.42					0.00	
#	Executed Elements	Info	Base Value	GOE	J1	J2	J3	J4	J5	J6	J7	J8	J9	Bonus	Ref.	Scores of Panel
1	2Ab+2T+2T	b	5.90	-0.33	-1	-1	0	-1	-1					1.00		6.57
2	3S<	<	3.44	-1.15	-3	-2	-2	-5	-5							2.29
3	2Aq	q	3.30	-0.66	-2	-2	-2	-2	-2							2.64
4	FSSp3		2.60	0.26	1	1	1	1	1							2.86
5	StSq3		3.30	0.00	0	0	0	0	0							3.30
6	2F+2Lo		3.50	0.06	0	1	1	0	0							3.56
7	2Lz		2.10	0.14	1	0	1	0	1							2.24
8	2Lo		1.70	0.11	1	0	1	0	1							1.81
9	CCoSp3		3.00	0.50	2	2	3	1	1							3.50
			28.84													28.77
Program Components				Factor												
Composition				2.13	4.25	5.00	5.00	4.50	5.00							4.83
Presentation				2.13	4.50	4.75	5.25	4.75	5.25							4.92
Skating Skills				2.13	4.75	5.00	5.00	5.00	5.00							5.00
Judges Total Program Component Score (factored)																31.42
Deductions:																0.00
Rank	Name				Nation	Starting Number		Total Segment Score	Total Element Score	Total Program Component Score (factored)					Total Deductions	
10	Lia LYUBENOVA				BUL	39		59.09	28.78	32.31					-2.00	
#	Executed Elements	Info	Base Value	GOE	J1	J2	J3	J4	J5	J6	J7	J8	J9	Bonus	Ref.	Scores of Panel
1	3Lz!<	<	4.72	-2.36	-5	-5	-5	-4	-5							2.36
2	3Lo<<	F	1.70	-0.85	-5	-5	-5	-5	-5							0.85
3	3Sb+2T	b	5.60	0.29	0	0	1	1	1					1.00		6.89
4	2Ab+1Eu+3Sq	F	8.10	-2.15	-5	-5	-5	-5	-5					1.00		6.95
5	CCoSp3		3.00	0.30	1	0	2	1	1							3.30
6	3Tq	F	4.20	-2.10	-5	-5	-5	-5	-5							2.10
7	StSq2		2.60	0.43	2	0	1	2	2							3.03
8	2A		3.30	0.00	1	0	0	0	0							3.30
9	FSSp	F	0.00	0.00	-	-	-	-	-							0.00
			33.22													28.78
Program Components				Factor												
Composition				2.13	5.75	5.00	5.00	5.00	5.00							5.00
Presentation				2.13	5.00	4.75	4.75	5.00	5.00							4.92
Skating Skills				2.13	5.75	5.00	5.25	5.25	5.25							5.25
Judges Total Program Component Score (factored)																32.31
Deductions:		Falls	-2.00 (4)													-2.00

14TH TIRNAVIA ICE CUP
JUDGES DETAILS PER SKATER
ADVANCED NOVICE GIRLS FREE SKATING

Rank	Name				Nation	Starting Number		Total Segment Score	Total Element Score	Total Program Component Score (factored)					Total Deductions	
11	Anna ZANIN				ITA	33		57.65	26.01	32.14					-0.50	
#	Executed Elements	Info	Base Value	GOE	J1	J2	J3	J4	J5	J6	J7	J8	J9	Bonus	Ref.	Scores of Panel
1	2Ab	b	3.30	0.66	2	2	2	2	2					1.00		4.96
2	2A		3.30	0.66	2	2	2	2	2							3.96
3	2F+2T+2Lo		4.80	0.00	0	0	0	0	0							4.80
4	CCoSp2V		1.88	0.19	1	1	1	1	1							2.07
5	2Lo	F	1.70	-0.85	-5	-2	-5	-5	-5							0.85
6	StSq1		1.80	0.18	0	1	1	1	1							1.98
7	2Lz+2T		3.40	-0.49	-1	-3	-3	-2	-2							2.91
8	2Lz		2.10	0.00	0	0	1	0	0							2.10
9	FSSp2		2.30	0.08	1	-1	0	0	1							2.38
			24.58													26.01
Program Components				Factor												
Composition				2.13	4.25	4.75	5.00	5.25	5.00							4.92
Presentation				2.13	4.50	4.75	5.25	5.25	5.00							5.00
Skating Skills				2.13	4.50	5.00	5.25	5.25	5.25							5.17
Judges Total Program Component Score (factored)																32.14
Deductions:		Falls	-0.50 (1)													-0.50

Rank	Name				Nation	Starting Number		Total Segment Score	Total Element Score	Total Program Component Score (factored)					Total Deductions	
12	Emma Maria CERKALOVA				SVK	29		57.39	27.75	29.64					0.00	
#	Executed Elements	Info	Base Value	GOE	J1	J2	J3	J4	J5	J6	J7	J8	J9	Bonus	Ref.	Scores of Panel
1	3Sq b	b	4.30	-0.86	-2	-2	-2	-2	-2					1.00		4.44
2	3S<<+REP	<<	0.91	-0.65	-5	-5	-5	-5	-5							0.26
3	CCoSp3		3.00	0.30	1	0	1	1	1							3.30
4	2F+2T		3.10	0.00	0	0	0	0	-1							3.10
5	2Ab	b	3.30	0.66	2	1	2	2	2					1.00		4.96
6	2Lz! + 2T+2A+SEQ	!	6.70	-0.33	-1	-2	-1	-1	-1							6.37
7	2Lze	e	1.68	-0.39	-2	-2	-3	-2	-3							1.29
8	FCSSp1V		1.43	0.00	-1	0	0	0	0							1.43
9	StSq2		2.60	0.00	0	0	1	0	0							2.60
			27.02													27.75
Program Components				Factor												
Composition				2.13	4.25	4.50	4.75	4.50	4.75							4.58
Presentation				2.13	4.75	4.50	4.75	4.75	4.75							4.75
Skating Skills				2.13	4.50	4.50	4.50	4.75	4.75							4.58
Judges Total Program Component Score (factored)																29.64
Deductions:																0.00

14TH TIRNAVIA ICE CUP
JUDGES DETAILS PER SKATER
ADVANCED NOVICE GIRLS FREE SKATING

Rank	Name				Nation	Starting Number		Total Segment Score	Total Element Score	Total Program Component Score (factored)					Total Deductions	
13	Ilona van STEENBERGHE				BEL	30		57.35	27.66	30.19					-0.50	
#	Executed Elements	Info	Base Value	GOE	J1	J2	J3	J4	J5	J6	J7	J8	J9	Bonus	Ref.	Scores of Panel
1	3S<	<	3.44	-1.61	-5	-5	-4	-4	-5							1.83
2	3S<+2T	<	4.74	-0.80	-3	-2	-2	-2	-3							3.94
3	2A	F	3.30	-1.65	-5	-5	-5	-5	-5							1.65
4	2Lz		2.10	0.00	0	0	0	0	0							2.10
5	FCSp2		2.30	0.23	1	0	1	1	1							2.53
6	2Lz+2T+2Lo		5.10	0.00	0	0	0	0	0							5.10
7	2Ab	b	3.30	0.11	1	0	1	0	0					1.00		4.41
8	StSq2		2.60	0.00	0	0	0	0	0							2.60
9	CCoSp3		3.00	0.50	0	2	2	2	1							3.50
			29.88													27.66
Program Components				Factor												
Composition				2.13	4.50	4.75	4.75	4.75	4.50							4.67
Presentation				2.13	4.75	4.50	4.75	4.75	4.75							4.75
Skating Skills				2.13	4.00	4.75	4.75	4.75	4.75							4.75
Judges Total Program Component Score (factored)																30.19
Deductions:		Falls	-0.50 (1)													-0.50

Rank	Name				Nation	Starting Number		Total Segment Score	Total Element Score	Total Program Component Score (factored)					Total Deductions	
14	Lucka FORTUNA				SLO	31		56.29	25.59	30.70					0.00	
#	Executed Elements	Info	Base Value	GOE	J1	J2	J3	J4	J5	J6	J7	J8	J9	Bonus	Ref.	Scores of Panel
1	2Lz+2Lo+2Lo<	<	5.16	-0.42	-2	-2	-2	-2	-2							4.74
2	2Aqb+2T	b	4.60	-0.66	-2	-2	-2	-2	-2					1.00		4.94
3	2Aq	q	3.30	-0.66	-2	-2	-2	-2	-2							2.64
4	CCoSp2		2.50	0.25	1	0	1	1	1							2.75
5	2Lz		2.10	0.00	0	0	0	0	0							2.10
6	2F		1.80	0.12	0	1	1	1	0							1.92
7	2S		1.30	0.04	0	1	1	0	0							1.34
8	StSq2		2.60	0.26	0	1	2	1	1							2.86
9	FCSp2		2.30	0.00	0	1	0	0	0							2.30
			25.66													25.59
Program Components				Factor												
Composition				2.13	4.25	4.75	5.25	5.00	4.75							4.83
Presentation				2.13	4.50	4.50	5.25	5.00	4.75							4.75
Skating Skills				2.13	4.25	4.75	5.00	5.00	4.75							4.83
Judges Total Program Component Score (factored)																30.70
Deductions:																0.00

14TH TIRNAVIA ICE CUP
JUDGES DETAILS PER SKATER
ADVANCED NOVICE GIRLS FREE SKATING

Rank	Name				Nation	Starting Number		Total Segment Score		Total Element Score		Total Program Component Score (factored)		Total Deductions		
15	Livia CHALUPSKA				SVK	34		55.85		25.46		30.89		-0.50		
#	Executed Elements	Info	Base Value	GOE	J1	J2	J3	J4	J5	J6	J7	J8	J9	Ref.	Scores of Panel	
1	2A	F	3.30	-1.65	-5	-5	-5	-5	-5						1.65	
2	2Lo		1.70	0.23	1	1	2	1	2						1.93	
3	2Lz+2T+2T		4.70	0.21	1	1	1	1	1						4.91	
4	FSSp3		2.60	0.26	2	0	1	1	1						2.86	
5	2F		1.80	0.00	0	0	0	0	0						1.80	
6	2Lz		2.10	0.00	0	0	0	0	0						2.10	
7	StSq3		3.30	0.11	1	0	0	0	2						3.41	
8	2F+2Lo		3.50	0.00	0	0	0	0	0						3.50	
9	CCoSp3		3.00	0.30	1	0	1	1	2						3.30	
			26.00												25.46	
Program Components				Factor												
Composition				2.13	4.25	4.50	4.75	5.25	5.25							4.83
Presentation				2.13	4.50	4.50	4.50	5.25	5.25							4.75
Skating Skills				2.13	4.75	4.75	4.75	5.25	5.25							4.92
Judges Total Program Component Score (factored)															30.89	
Deductions:		Falls	-0.50 (1)												-0.50	

Rank	Name				Nation	Starting Number		Total Segment Score		Total Element Score		Total Program Component Score (factored)		Total Deductions		
16	Andrea BACOVA				SVK	27		53.06		23.73		29.83		-0.50		
#	Executed Elements	Info	Base Value	GOE	J1	J2	J3	J4	J5	J6	J7	J8	J9	Ref.	Scores of Panel	
1	2A<	<	2.64	-0.53	-3	-2	-2	-2	-2						2.11	
2	2F+2Lo+2T		4.80	0.00	0	0	0	0	0						4.80	
3	2A<	F	2.64	-1.32	-5	-5	-5	-5	-5						1.32	
4	2Lze+2T		e	2.98	-0.39	-1	-2	-3	-2	-3					2.59	
5	StSq3		3.30	0.22	0	0	1	1	1						3.52	
6	FCSp3		2.80	0.28	1	0	1	1	1						3.08	
7	2Lz!	!	2.10	-0.21	0	-2	-1	-1	-1						1.89	
8	2F		1.80	0.12	1	0	1	1	0						1.92	
9	CCoSp2		2.50	0.00	0	0	1	0	0						2.50	
			25.56												23.73	
Program Components				Factor												
Composition				2.13	4.00	4.25	5.00	4.75	4.75							4.58
Presentation				2.13	4.50	4.25	5.00	5.00	4.75							4.75
Skating Skills				2.13	4.25	4.50	4.75	4.75	4.75							4.67
Judges Total Program Component Score (factored)															29.83	
Deductions:		Falls	-0.50 (1)												-0.50	

14TH TIRNAVIA ICE CUP
JUDGES DETAILS PER SKATER
ADVANCED NOVICE GIRLS FREE SKATING

Rank	Name				Nation	Starting Number		Total Segment Score	Total Element Score	Total Program Component Score (factored)				Total Deductions	
17	Maxima REBERNIG				AUT	23		51.42	22.98	28.94				-0.50	
#	Executed Elements	Info	Base Value	GOE	J1	J2	J3	J4	J5	J6	J7	J8	J9	Ref.	Scores of Panel
1	2S+2T		2.60	0.04	0	0	1	1	0						2.64
2	2Lz!	!	2.10	-0.21	-1	-2	-1	-1	-1						1.89
3	2A<	F	2.64	-1.32	-5	-5	-5	-5	-5						1.32
4	CCoSp3		3.00	0.50	1	1	2	2	2						3.50
5	2F+2Tq+1A+SEQ	q	4.20	-0.36	-2	-2	-2	-1	-2						3.84
6	2Lo		1.70	0.06	0	0	1	1	0						1.76
7	StSq3		3.30	0.33	1	1	1	2	1						3.63
8	2F		1.80	0.00	1	0	0	0	0						1.80
9	FCSSp3		2.60	0.00	1	0	0	0	0						2.60
			23.94												22.98
Program Components				Factor											
Composition				2.13	4.25	4.50	4.75	4.75	4.25						4.50
Presentation				2.13	4.50	4.25	4.75	5.00	4.50						4.58
Skating Skills				2.13	4.50	4.50	4.50	4.75	4.50						4.50
Judges Total Program Component Score (factored)															28.94
Deductions:		Falls	-0.50 (1)											-0.50	

Rank	Name				Nation	Starting Number		Total Segment Score	Total Element Score	Total Program Component Score (factored)				Total Deductions	
18	Therese HAVAG				NOR	15		49.88	22.56	27.32				0.00	
#	Executed Elements	Info	Base Value	GOE	J1	J2	J3	J4	J5	J6	J7	J8	J9	Ref.	Scores of Panel
1	2F!+2T+2T	!	4.40	-0.12	-1	-1	0	0	-1						4.28
2	2Lo		1.70	0.11	0	1	1	1	0						1.81
3	2F!	!	1.80	-0.18	-1	-2	-1	0	-1						1.62
4	CCoSp2V		1.88	-0.06	-1	0	-1	0	0						1.82
5	2Lz+1A+SEQ		3.20	0.00	0	0	0	0	0						3.20
6	2Lz		2.10	0.00	0	0	0	0	0						2.10
7	2Lo		1.70	0.00	0	0	0	0	0						1.70
8	StSq3		3.30	0.22	1	0	1	1	0						3.52
9	FSSp3		2.60	-0.09	-1	-1	0	0	0						2.51
			22.68												22.56
Program Components				Factor											
Composition				2.13	4.50	4.00	4.50	4.50	4.00						4.33
Presentation				2.13	4.25	4.00	4.75	4.50	3.75						4.25
Skating Skills				2.13	4.25	4.25	4.50	4.25	4.00						4.25
Judges Total Program Component Score (factored)															27.32
Deductions:															0.00

14TH TIRNAVIA ICE CUP
JUDGES DETAILS PER SKATER
ADVANCED NOVICE GIRLS FREE SKATING

Rank	Name				Nation	Starting Number		Total Segment Score	Total Element Score	Total Program Component Score (factored)				Total Deductions		
19	Lisa CAPICOTTO				ITA	24		49.70	21.97	28.23				-0.50		
#	Executed Elements	Info	Base Value	GOE	J1	J2	J3	J4	J5	J6	J7	J8	J9	Ref.	Scores of Panel	
1	2A<	F	2.64	-1.32	-5	-5	-5	-5	-5						1.32	
2	1A		1.10	0.00	0	0	0	0	0						1.10	
3	2F+2Lo+2T		4.80	0.00	0	0	0	0	0						4.80	
4	FCCSp3		2.80	0.19	1	0	1	0	2						2.99	
5	2Lz!+2Lo	!	3.80	-0.21	-1	-2	-1	-1	-1						3.59	
6	2Lz!	!	2.10	-0.21	-1	-2	-1	-1	-1						1.89	
7	StSq2		2.60	0.00	0	0	1	0	0						2.60	
8	2F		1.80	0.00	0	0	0	0	0						1.80	
9	CCoSp2V		1.88	0.00	0	0	1	0	0						1.88	
			23.52												21.97	
Program Components				Factor												
Composition				2.13	4.25	4.25	4.75	4.50	4.50							4.42
Presentation				2.13	4.25	4.00	4.75	4.50	4.50							4.42
Skating Skills				2.13	4.00	4.25	4.50	4.50	4.50							4.42
Judges Total Program Component Score (factored)																28.23
Deductions:		Falls	-0.50 (1)												-0.50	

Rank	Name				Nation	Starting Number		Total Segment Score	Total Element Score	Total Program Component Score (factored)				Total Deductions		
20	Chiara SNOPEKOVA				SVK	18		48.78	21.27	27.51				0.00		
#	Executed Elements	Info	Base Value	GOE	J1	J2	J3	J4	J5	J6	J7	J8	J9	Ref.	Scores of Panel	
1	2Lz		2.10	0.07	0	0	1	1	0						2.17	
2	1A+2Loq	q	2.80	-0.34	-2	-2	-2	-2	-2						2.46	
3	2F+1Eu+2Sq	q	3.60	-0.36	-2	-2	-2	-2	-2						3.24	
4	2Lo		1.70	0.00	0	0	0	1	0						1.70	
5	FCCSp3		2.80	0.09	1	1	0	0	0						2.89	
6	2F		1.80	0.00	0	0	1	0	0						1.80	
7	2Lz!<<	<<	0.60	-0.30	-5	-5	-5	-5	-5						0.30	
8	StSq3		3.30	0.11	0	0	1	1	0						3.41	
9	CCoSp3		3.00	0.30	1	1	1	1	1						3.30	
			21.70												21.27	
Program Components				Factor												
Composition				2.13	4.25	4.25	4.50	4.25	4.25							4.25
Presentation				2.13	4.50	4.00	4.50	4.50	4.25							4.42
Skating Skills				2.13	4.00	4.25	4.25	4.25	4.25							4.25
Judges Total Program Component Score (factored)																27.51
Deductions:															0.00	

14TH TIRNAVIA ICE CUP
JUDGES DETAILS PER SKATER
ADVANCED NOVICE GIRLS FREE SKATING

Rank	Name	Nation	Starting Number	Total Segment Score	Total Element Score	Total Program Component Score (factored)	Total Deductions
21	Lorna MACKOVA	SVK	22	48.68	20.95	28.23	-0.50

#	Executed Elements	Info	Base Value	GOE	J1	J2	J3	J4	J5	J6	J7	J8	J9	Ref.	Scores of Panel
1	2A<<	<<	1.10	-0.55	-5	-5	-5	-5	-5						0.55
2	3Sq	F	4.30	-2.15	-5	-5	-5	-5	-5						2.15
3	2F+2Lo		3.50	0.36	1	2	2	2	2						3.86
4	FSSp2		2.30	0.15	1	0	1	0	1						2.45
5	2Lz+2T+2T		4.70	0.21	1	1	1	1	1						4.91
6	2F		1.80	0.18	1	1	1	1	1						1.98
7	StSq2		2.60	0.00	0	1	0	0	0						2.60
8	2Lz		2.10	0.35	1	1	2	2	2						2.45
9	FCCoSp2*	*	0.00	0.00	-	-	-	-	-						0.00
			22.40												20.95
Program Components			Factor												
Composition			2.13	3.75	4.50	4.50	4.50	4.50	4.50						4.50
Presentation			2.13	4.00	4.25	4.25	4.25	4.25	4.25						4.25
Skating Skills			2.13	4.50	4.50	4.50	4.50	4.50	4.50						4.50
Judges Total Program Component Score (factored)															28.23

Deductions:	Falls	-0.50	(1)												-0.50
--------------------	-------	-------	-----	--	--	--	--	--	--	--	--	--	--	--	--------------

Rank	Name	Nation	Starting Number	Total Segment Score	Total Element Score	Total Program Component Score (factored)	Total Deductions
22	Maya Millicent Massiah KVERNBORG	NOR	21	48.01	21.19	27.32	-0.50

#	Executed Elements	Info	Base Value	GOE	J1	J2	J3	J4	J5	J6	J7	J8	J9	Ref.	Scores of Panel
1	2Lz+2T		3.40	0.00	0	0	0	0	0						3.40
2	2F+1A+2T+SEQ		4.20	0.00	-1	0	0	0	0						4.20
3	2Lo		1.70	0.00	0	0	0	0	1						1.70
4	CCoSp2		2.50	0.00	-1	1	0	0	0						2.50
5	2F	F	1.80	-0.90	-5	-5	-5	-5	-5						0.90
6	2Lz!	!	2.10	-0.28	-1	-2	-1	-2	-1						1.82
7	FCSp3		2.80	0.09	0	1	0	0	1						2.89
8	StSq2		2.60	0.09	0	1	1	0	0						2.69
9	2Lo<	<	1.36	-0.27	-2	-2	-2	-2	-3						1.09
			22.46												21.19
Program Components			Factor												
Composition			2.13	4.00	4.25	4.50	4.50	4.25	4.25						4.33
Presentation			2.13	4.00	4.25	4.50	4.50	4.00	4.00						4.25
Skating Skills			2.13	3.75	4.50	4.25	4.25	4.25	4.25						4.25
Judges Total Program Component Score (factored)															27.32

Deductions:	Falls	-0.50	(1)												-0.50
--------------------	-------	-------	-----	--	--	--	--	--	--	--	--	--	--	--	--------------

14TH TIRNAVIA ICE CUP
JUDGES DETAILS PER SKATER
ADVANCED NOVICE GIRLS FREE SKATING

Rank	Name				Nation		Starting Number		Total Segment Score		Total Element Score		Total Program Component Score (factored)			Total Deductions		
23	Eles NAMAZALIEVA				AUT		26		47.67		20.51		27.66			-0.50		
#	Executed Elements	Info	Base Value	GOE	J1	J2	J3	J4	J5	J6	J7	J8	J9	Bonus	Ref.	Scores of Panel		
1	2Ab	b	3.30	0.22	1	0	2	0	1					1.00		4.52		
2	2A<	<	2.64	-1.06	-4	-5	-4	-4	-4							1.58		
3	2F		1.80	0.06	1	0	1	0	0							1.86		
4	FCSSp3		2.60	0.00	1	0	0	0	0							2.60		
5	2F+2T		3.10	0.06	1	0	0	0	1							3.16		
6	StSq1		1.80	0.18	1	0	1	1	1							1.98		
7	CCoSp2		2.50	0.00	0	1	0	0	-1							2.50		
8	2Lz		2.10	-0.63	-3	-4	-3	-3	-3							1.47		
9	2Lz<	F	1.68	-0.84	-5	-5	-5	-5	-5							0.84		
			21.52													20.51		
Program Components				Factor														
Composition				2.13	4.00	4.25	4.50	4.25	4.50								4.33	
Presentation				2.13	4.25	4.00	4.50	4.25	4.75								4.33	
Skating Skills				2.13	4.25	4.25	4.25	4.50	4.75								4.33	
Judges Total Program Component Score (factored)																	27.66	
Deductions:		Falls	-0.50 (1)													-0.50		

Rank	Name				Nation		Starting Number		Total Segment Score		Total Element Score		Total Program Component Score (factored)			Total Deductions		
24	Laura MIMLICOVA				SVK		11		46.84		21.59		25.75			-0.50		
#	Executed Elements	Info	Base Value	GOE	J1	J2	J3	J4	J5	J6	J7	J8	J9		Ref.	Scores of Panel		
1	2Lz		2.10	0.21	0	1	1	1	1							2.31		
2	2F+2Lo		3.50	0.00	0	0	0	1	0							3.50		
3	1A		1.10	0.00	0	0	0	0	0							1.10		
4	FCCSp2		2.30	0.08	1	1	0	0	0							2.38		
5	2S		1.30	0.00	0	0	1	0	0							1.30		
6	2Lz+2T+2Lo<	<	4.76	-0.42	-3	-2	-2	-2	-2							4.34		
7	2F		1.80	0.06	0	1	1	0	0							1.86		
8	StSq1		1.80	0.00	0	0	0	0	0							1.80		
9	CCoSp3		3.00	0.00	0	1	0	0	0							3.00		
			21.66													21.59		
Program Components				Factor														
Composition				2.13	4.00	3.75	4.25	4.25	3.75								4.00	
Presentation				2.13	4.25	3.75	4.00	4.00	3.75								3.92	
Skating Skills				2.13	4.25	4.00	4.25	4.25	4.00								4.17	
Judges Total Program Component Score (factored)																	25.75	
Deductions:		Falls	-0.50 (1)													-0.50		

14TH TIRNAVIA ICE CUP
JUDGES DETAILS PER SKATER
ADVANCED NOVICE GIRLS FREE SKATING

Rank	Name				Nation	Starting Number		Total Segment Score		Total Element Score		Total Program Component Score (factored)		Total Deductions	
25	Paula Sophia ZERVANOVA				SVK	20		46.83		18.25		28.58		0.00	
#	Executed Elements	Info	Base Value	GOE	J1	J2	J3	J4	J5	J6	J7	J8	J9	Ref.	Scores of Panel
1	2A<<	<<	1.10	-0.37	-4	-3	-3	-3	-4						0.73
2	3S<<	<<	1.30	-0.39	-4	-3	-3	-3	-3						0.91
3	CCoSp3V		2.25	0.23	1	1	1	1	1						2.48
4	2A<<	<<	1.10	-0.37	-4	-3	-3	-3	-4						0.73
5	StSq2		2.60	0.26	1	0	1	1	1						2.86
6	2S+2T+2Lo		4.30	0.17	1	1	1	1	0						4.47
7	1F		0.50	-0.23	-3	-5	-4	-5	-5						0.27
8	2F+2Lo		3.50	0.00	0	0	0	1	0						3.50
9	FCCSp2		2.30	0.00	1	0	0	0	0						2.30
			18.95												18.25
Program Components				Factor											
Composition				2.13	4.25	4.25	4.50	4.50	4.50						4.42
Presentation				2.13	4.25	4.25	4.50	4.50	4.50						4.42
Skating Skills				2.13	4.50	4.50	4.75	4.75	4.50						4.58
Judges Total Program Component Score (factored)															28.58
Deductions:															0.00
Rank	Name				Nation	Starting Number		Total Segment Score		Total Element Score		Total Program Component Score (factored)		Total Deductions	
26	Samira MITISKA				AUT	25		46.60		19.79		26.81		0.00	
#	Executed Elements	Info	Base Value	GOE	J1	J2	J3	J4	J5	J6	J7	J8	J9	Ref.	Scores of Panel
1	1A		1.10	0.00	0	0	0	0	0						1.10
2	2F!q+2T<	<	2.84	-0.90	-5	-5	-5	-4	-5						1.94
3	CCoSp3		3.00	0.00	0	0	0	0	0						3.00
4	2Sq+2Lo<+2Lo<	<	4.02	-0.68	-5	-5	-5	-5	-5						3.34
5	2Lz!<	<	1.68	-0.50	-3	-4	-3	-3	-3						1.18
6	2Fq	q	1.80	-0.36	-2	-2	-2	-2	-2						1.44
7	StSq3		3.30	0.22	1	1	0	0	1						3.52
8	2Lz!q	!	2.10	-0.63	-3	-4	-3	-3	-3						1.47
9	FCSp3		2.80	0.00	1	0	0	0	0						2.80
			22.64												19.79
Program Components				Factor											
Composition				2.13	3.75	4.25	4.25	4.00	4.25						4.17
Presentation				2.13	4.25	4.25	4.25	4.25	4.50						4.25
Skating Skills				2.13	4.25	4.25	4.00	4.00	4.50						4.17
Judges Total Program Component Score (factored)															26.81
Deductions:															0.00

14TH TIRNAVIA ICE CUP
JUDGES DETAILS PER SKATER
ADVANCED NOVICE GIRLS FREE SKATING

Rank	Name				Nation	Starting Number		Total Segment Score	Total Element Score	Total Program Component Score (factored)				Total Deductions	
27	Taja BEDNJICKI				SLO	19		46.24	20.68	25.56				0.00	
#	Executed Elements	Info	Base Value	GOE	J1	J2	J3	J4	J5	J6	J7	J8	J9	Ref.	Scores of Panel
1	2Lze+2T	e	2.98	-0.50	-3	-2	-3	-3	-3						2.48
2	1A		1.10	0.00	0	0	0	0	0						1.10
3	2F+2Lo+1T		3.90	-0.30	-1	-1	-2	-2	-2						3.60
4	2Lz!	!	2.10	-0.35	-2	-2	-1	-2	-1						1.75
5	2S		1.30	0.00	0	0	0	0	0						1.30
6	FSSp3		2.60	0.26	1	1	1	0	1						2.86
7	StSq2		2.60	0.09	0	1	1	0	0						2.69
8	2F		1.80	0.00	0	0	0	0	0						1.80
9	CCoSp3		3.00	0.10	0	0	1	1	0						3.10
			21.38												20.68
Program Components				Factor											
Composition				2.13	3.75	4.25	4.00	3.75	3.75						3.83
Presentation				2.13	3.50	4.25	4.00	4.00	4.00						4.00
Skating Skills				2.13	3.75	4.25	4.25	4.25	4.00						4.17
Judges Total Program Component Score (factored)															25.56
Deductions:															0.00

Rank	Name				Nation	Starting Number		Total Segment Score	Total Element Score	Total Program Component Score (factored)				Total Deductions	
28	Marharyta CHACHYK				AUT	10		45.94	21.78	24.16				0.00	
#	Executed Elements	Info	Base Value	GOE	J1	J2	J3	J4	J5	J6	J7	J8	J9	Ref.	Scores of Panel
1	1A		1.10	0.07	0	0	1	1	1						1.17
2	2Lz		2.10	0.00	0	0	0	0	0						2.10
3	2F+2T<+1A+SEQ	<	3.94	-0.36	-2	-2	-2	-3	-2						3.58
4	2S+2Lo		3.00	0.00	0	0	0	0	0						3.00
5	StSq3		3.30	0.22	0	0	1	1	1						3.52
6	2Lz		2.10	0.00	0	0	0	0	0						2.10
7	FCSp1		1.90	-0.19	-1	1	-2	-1	-1						1.71
8	2F		1.80	-0.30	-2	-2	-1	-2	0						1.50
9	CCoSp3		3.00	0.10	0	1	0	0	1						3.10
			22.24												21.78
Program Components				Factor											
Composition				2.13	3.25	3.75	3.75	3.75	3.75						3.75
Presentation				2.13	3.50	3.75	3.75	3.75	3.50						3.67
Skating Skills				2.13	3.75	4.00	4.00	4.25	3.75						3.92
Judges Total Program Component Score (factored)															24.16
Deductions:															0.00

14TH TIRNAVIA ICE CUP
JUDGES DETAILS PER SKATER
ADVANCED NOVICE GIRLS FREE SKATING

Rank	Name				Nation	Starting Number		Total Segment Score	Total Element Score	Total Program Component Score (factored)				Total Deductions	
29	Agnes Koller LOLAND				NOR	13		45.20	20.68	24.52				0.00	
#	Executed Elements	Info	Base Value	GOE	J1	J2	J3	J4	J5	J6	J7	J8	J9	Ref.	Scores of Panel
1	2Lz+2Lo+2Tq	q	5.10	-0.42	-2	-2	-2	-2	-2						4.68
2	2F+2T<	<	2.84	-0.42	-3	-2	-2	-2	-3						2.42
3	1A		1.10	0.00	0	0	-1	0	0						1.10
4	FSSpB		1.70	0.00	0	0	0	0	0						1.70
5	2F		1.80	0.00	0	0	0	0	0						1.80
6	2Lzq	q	2.10	-0.42	-2	-2	-2	-2	-2						1.68
7	StSq2		2.60	0.00	0	0	0	0	-1						2.60
8	2Lo		1.70	0.00	0	0	0	0	0						1.70
9	CCoSp3		3.00	0.00	1	0	0	0	0						3.00
			21.94												20.68
Program Components				Factor											
Composition				2.13	3.75	4.00	4.25	4.00	3.75						3.92
Presentation				2.13	3.50	3.75	4.00	3.75	3.50						3.67
Skating Skills				2.13	4.00	4.00	4.00	3.75	3.75						3.92
Judges Total Program Component Score (factored)															24.52
Deductions:															0.00
Rank	Name				Nation	Starting Number		Total Segment Score	Total Element Score	Total Program Component Score (factored)				Total Deductions	
30	Vanesa MIKOVCAKOVA				SVK	17		44.26	18.84	25.92				-0.50	
#	Executed Elements	Info	Base Value	GOE	J1	J2	J3	J4	J5	J6	J7	J8	J9	Ref.	Scores of Panel
1	2Lz+2T		3.40	0.21	0	1	1	1	1						3.61
2	2Fq+2Lo<+2T	<	4.46	-0.72	-1	-4	-4	-4	-4						3.74
3	2Lz	F	2.10	-1.05	-5	-5	-5	-5	-5						1.05
4	FCSp1		1.90	0.19	1	1	1	1	1						2.09
5	1A		1.10	0.00	1	0	0	0	0						1.10
6	StSq1		1.80	0.00	0	0	0	0	0						1.80
7	2F!	!	1.80	-0.72	-4	-4	-4	-4	-4						1.08
8	2Lo		1.70	0.00	0	0	0	0	0						1.70
9	CCoSp2		2.50	0.17	0	0	1	1	1						2.67
			20.76												18.84
Program Components				Factor											
Composition				2.13	4.00	4.00	4.25	4.00	4.00						4.00
Presentation				2.13	4.00	3.75	4.00	4.25	4.00						4.00
Skating Skills				2.13	4.25	4.00	4.50	3.75	4.25						4.17
Judges Total Program Component Score (factored)															25.92
Deductions: Falls															-0.50 (1)
															-0.50

14TH TIRNAVIA ICE CUP
JUDGES DETAILS PER SKATER
ADVANCED NOVICE GIRLS FREE SKATING

Rank	Name				Nation	Starting Number		Total Segment Score	Total Element Score	Total Program Component Score (factored)				Total Deductions	
31	Zlata AGAFONOVA				AUT	16		43.99	19.49	24.50				0.00	
#	Executed Elements	Info	Base Value	GOE	J1	J2	J3	J4	J5	J6	J7	J8	J9	Ref.	Scores of Panel
1	1A		1.10	0.11	1	1	1	1	1						1.21
2	2Lz		2.10	0.21	1	1	1	1	1						2.31
3	FCSp1		1.90	0.00	1	0	0	0	0						1.90
4	2Lo		1.70	0.00	0	0	0	0	0						1.70
5	StSq2		2.60	-0.09	0	0	0	-1	-1						2.51
6	2F+2Lo+1A+SEQ		4.60	0.06	0	1	1	0	0						4.66
7	2Lz+T		2.10	-0.56	-2	-3	-3	-5	-2						1.54
8	2F!+2T<+REP	*	1.26	-0.60	-3	-4	-3	0	-4						0.66
9	CCoSp3		3.00	0.00	1	0	0	0	0						3.00
			20.36												19.49
Program Components				Factor											
Composition				2.13	3.75	4.25	4.00	3.75	3.50						3.83
Presentation				2.13	4.00	4.00	3.75	3.50	3.50						3.75
Skating Skills				2.13	4.00	4.25	4.00	3.75	3.75						3.92
Judges Total Program Component Score (factored)															24.50
Deductions:															0.00

Rank	Name				Nation	Starting Number		Total Segment Score	Total Element Score	Total Program Component Score (factored)				Total Deductions	
32	Milena VELCHEVA				BUL	8		40.98	18.54	23.44				-1.00	
#	Executed Elements	Info	Base Value	GOE	J1	J2	J3	J4	J5	J6	J7	J8	J9	Ref.	Scores of Panel
1	2A<<	F	1.10	-0.55	-5	-5	-5	-5	-5						0.55
2	2Lz!+2T+2Lo	!	5.10	-0.28	-1	-2	-1	-2	0						4.82
3	2F		1.80	0.00	0	0	1	0	0						1.80
4	StSq2		2.60	0.00	0	0	0	0	0						2.60
5	2S		1.30	0.00	0	0	0	0	0						1.30
6	CCoSp2		2.50	0.00	0	0	0	0	0						2.50
7	2Lz!+2Loq	!	3.80	-0.63	-3	-3	-3	-3	-2						3.17
8	2F		1.80	0.00	0	0	0	-1	0						1.80
9	FSSp	F	0.00	0.00	-	-	-	-	-						0.00
			20.00												18.54
Program Components				Factor											
Composition				2.13	3.50	3.50	4.00	3.75	3.75						3.67
Presentation				2.13	3.25	3.50	4.00	3.75	3.50						3.58
Skating Skills				2.13	4.00	3.75	3.75	3.75	3.75						3.75
Judges Total Program Component Score (factored)															23.44
Deductions: Falls															-1.00 (2)

14TH TIRNAVIA ICE CUP
JUDGES DETAILS PER SKATER
ADVANCED NOVICE GIRLS FREE SKATING

Rank	Name		Nation	Starting Number	Total Segment Score	Total Element Score	Total Program Component Score (factored)				Total Deductions				
33	Diana RUSEKOVA		SVK	14	40.31	17.71	23.10				-0.50				
#	Executed Elements	Info	Base Value	GOE	J1	J2	J3	J4	J5	J6	J7	J8	J9	Ref.	Scores of Panel
1	2Lz	F	2.10	-1.05	-5	-5	-5	-5	-5						1.05
2	2F+1T+2Lo		3.90	-0.36	-2	-4	-2	-2	-2						3.54
3	2S		1.30	0.00	0	0	-1	0	0						1.30
4	StSq1		1.80	-0.12	-1	0	-1	0	-1						1.68
5	2Lz+1Lo		2.60	-0.21	-1	-2	-2	0	0						2.39
6	CCoSp3		3.00	-0.30	-2	-1	-1	0	-1						2.70
7	2F		1.80	0.00	0	0	0	0	0						1.80
8	1A		1.10	0.00	0	0	0	0	0						1.10
9	FSSp2		2.30	-0.15	-2	0	-1	-1	0						2.15
			19.90												17.71
Program Components			Factor												
Composition			2.13	3.50	3.75	3.75	3.75	3.50							3.67
Presentation			2.13	3.25	3.50	3.50	3.75	3.50							3.50
Skating Skills			2.13	3.50	3.75	3.75	3.75	3.50							3.67
Judges Total Program Component Score (factored)															23.10
Deductions:		Falls	-0.50 (1)												-0.50

Rank	Name		Nation	Starting Number	Total Segment Score	Total Element Score	Total Program Component Score (factored)				Total Deductions				
34	Marianna VAKULENKO		NOR	4	39.29	17.41	22.38				-0.50				
#	Executed Elements	Info	Base Value	GOE	J1	J2	J3	J4	J5	J6	J7	J8	J9	Ref.	Scores of Panel
1	CCoSp3		3.00	0.00	0	1	-1	0	0						3.00
2	2Lo+1A+SEQ		2.80	0.00	0	0	0	0	0						2.80
3	2F+1Eu<<+2S	<<	3.10	-0.54	-4	-3	-3	-3	-3						2.56
4	2Lz!<	F	1.68	-0.84	-5	-5	-5	-5	-5						0.84
5	2F		1.80	-0.06	-1	0	-1	0	0						1.74
6	2T		1.30	0.00	0	0	0	0	0						1.30
7	2Loq	q	1.70	-0.34	-2	-2	-2	-2	-2						1.36
8	StSq1		1.80	-0.06	-1	0	0	1	-1						1.74
9	FSSp2		2.30	-0.23	-2	0	-1	-1	-1						2.07
			19.48												17.41
Program Components			Factor												
Composition			2.13	3.50	3.50	3.50	3.75	3.25							3.50
Presentation			2.13	3.25	3.25	3.75	3.75	3.50							3.50
Skating Skills			2.13	3.00	3.50	3.50	3.50	3.50							3.50
Judges Total Program Component Score (factored)															22.38
Deductions:		Falls	-0.50 (1)												-0.50

14TH TIRNAVIA ICE CUP
JUDGES DETAILS PER SKATER
ADVANCED NOVICE GIRLS FREE SKATING

Rank	Name	Nation	Starting Number	Total Segment Score	Total Element Score	Total Program Component Score (factored)				Total Deductions						
35	Tamara PCOLKOVA	SVK	12	39.09	14.93	24.16				0.00						
#	Executed Elements	Info	Base Value	GOE	J1	J2	J3	J4	J5	J6	J7	J8	J9	Ref.	Scores of Panel	
1	2S	q	1.30	0.00	0	0	0	0	0						1.30	
2	2Lz+2Loq+1A+SEQ		4.90	-0.63	-3	-2	-3	-3	-5						4.27	
3	2F		1.80	0.00	0	0	0	0	0						1.80	
4	CCoSp		0.00	0.00	-	-	-	-	-						0.00	
5	2F+2Lo<	<	3.16	-0.54	-4	-3	-3	-3	-3						2.62	
6	1A		1.10	0.00	0	0	0	0	0						1.10	
7	StSq1		1.80	-0.06	0	0	-1	0	-1						1.74	
8	2Lz		2.10	0.00	0	0	0	0	0						2.10	
9	FCSp		0.00	0.00	-	-	-	-	-						0.00	
			16.16												14.93	
Program Components				Factor												
Composition				2.13	3.50	3.75	3.75	4.00	3.75							3.75
Presentation				2.13	3.50	3.75	3.50	4.00	3.75							3.67
Skating Skills				2.13	4.00	4.00	3.75	4.00	3.75							3.92
Judges Total Program Component Score (factored)															24.16	
Deductions:															0.00	
Rank	Name	Nation	Starting Number	Total Segment Score	Total Element Score	Total Program Component Score (factored)				Total Deductions						
36	Nelly JANKOVICOVA	SVK	3	38.71	17.65	22.56				-1.50						
#	Executed Elements	Info	Base Value	GOE	J1	J2	J3	J4	J5	J6	J7	J8	J9	Ref.	Scores of Panel	
1	2A<	F	2.64	-1.32	-5	-5	-5	-5	-5						1.32	
2	2F+2T	F	3.10	0.00	0	0	0	0	0						3.10	
3	2Aq		3.30	-1.65	-5	-5	-5	-5	-5						1.65	
4	2Lz+1A+SEQ		3.20	0.00	0	1	0	0	0						3.20	
5	FCSp2		2.30	0.00	-1	0	0	0	0						2.30	
6	2F	F	1.80	-0.12	-1	-1	-2	0	0						1.68	
7	2Lzq		2.10	-1.05	-5	-5	-5	-5	-5						1.05	
8	StSq1		1.80	0.00	-1	0	0	0	0						1.80	
9	CCoSp1V		1.50	0.05	1	1	0	0	0						1.55	
			21.74												17.65	
Program Components				Factor												
Composition				2.13	2.75	3.50	3.75	3.50	3.50							3.50
Presentation				2.13	2.75	3.25	3.50	3.50	3.50							3.42
Skating Skills				2.13	3.00	3.50	3.75	3.75	3.75							3.67
Judges Total Program Component Score (factored)															22.56	
Deductions: Falls															-1.50 (3)	
															-1.50	

14TH TIRNAVIA ICE CUP
JUDGES DETAILS PER SKATER
ADVANCED NOVICE GIRLS FREE SKATING

Rank	Name				Nation	Starting Number		Total Segment Score	Total Element Score	Total Program Component Score (factored)				Total Deductions	
37	Dorina SZIGETI				HUN	7		37.81	15.23	23.08				-0.50	
#	Executed Elements	Info	Base Value	GOE	J1	J2	J3	J4	J5	J6	J7	J8	J9	Ref.	Scores of Panel
1	2Lz!+2Loq+2T<	<	4.84	-1.05	-5	-5	-5	-4	-5						3.79
2	3S<<+COMBO+2T<*	*	1.30	-0.65	-5	-4	-5	-5	-5						0.65
3	CCoSp3		3.00	0.10	0	0	0	1	1						3.10
4	2A<<	<<	1.10	-0.55	-5	-4	-5	-5	-5						0.55
5	2Lo	F	1.70	-0.85	-5	-5	-5	-5	-5						0.85
6	StSq1		1.80	0.00	0	0	0	1	0						1.80
7	1A		1.10	0.00	0	0	0	0	0						1.10
8	2F!<	<	1.44	-0.43	-3	-4	-3	-3	-3						1.01
9	FCSp2		2.30	0.08	0	1	-1	0	1						2.38
			18.58												15.23
Program Components				Factor											
Composition				2.13	3.50	3.50	3.50	4.00	3.75						3.58
Presentation				2.13	3.25	3.50	3.50	4.00	3.75						3.58
Skating Skills				2.13	3.50	3.75	3.25	4.00	3.75						3.67
Judges Total Program Component Score (factored)															23.08
Deductions:		Falls	-0.50 (1)												-0.50

Rank	Name				Nation	Starting Number		Total Segment Score	Total Element Score	Total Program Component Score (factored)				Total Deductions	
38	Tilde MJOS-HAUGLAND				NOR	6		37.07	15.24	21.83				0.00	
#	Executed Elements	Info	Base Value	GOE	J1	J2	J3	J4	J5	J6	J7	J8	J9	Ref.	Scores of Panel
1	2F+2Tq	q	3.10	-0.36	-2	-2	-2	-2	-2						2.74
2	2Lze	e	1.68	-0.45	-3	-2	-3	-2	-3						1.23
3	1A		1.10	0.00	0	0	0	0	0						1.10
4	FSSp1		2.00	-0.20	-1	-1	0	-2	-1						1.80
5	2Lo		1.70	0.00	0	0	0	0	0						1.70
6	2S+2T<	<	2.34	-0.30	-3	-2	-2	-2	-3						2.04
7	2Lo		1.70	-0.45	-3	-4	-2	-2	-3						1.25
8	StSq1		1.80	-0.30	-2	-2	-2	-1	-1						1.50
9	CCoSp2V		1.88	0.00	-1	0	0	0	0						1.88
			17.30												15.24
Program Components				Factor											
Composition				2.13	3.25	3.25	3.75	3.50	3.50						3.42
Presentation				2.13	3.25	3.25	3.75	3.50	3.75						3.50
Skating Skills				2.13	3.00	3.25	3.50	3.50	3.25						3.33
Judges Total Program Component Score (factored)															21.83
Deductions:															0.00

14TH TIRNAVIA ICE CUP
JUDGES DETAILS PER SKATER
ADVANCED NOVICE GIRLS FREE SKATING

Rank	Name				Nation	Starting Number		Total Segment Score	Total Element Score	Total Program Component Score (factored)				Total Deductions	
39	Nikoletta Beatrix KUTASI				HUN	1		37.06	15.94	21.12				0.00	
#	Executed Elements	Info	Base Value	GOE	J1	J2	J3	J4	J5	J6	J7	J8	J9	Ref.	Scores of Panel
1	1A+1Eu+2S		2.90	0.00	0	0	0	0	0						2.90
2	FSSp2		2.30	0.00	0	0	0	0	0						2.30
3	2Lz!<+2T<	<	2.72	-0.84	-5	-5	-5	-5	-5						1.88
4	2F		1.80	0.00	0	0	0	0	0						1.80
5	2T		1.30	-0.48	-4	-5	-3	-4	-3						0.82
6	StSq2		2.60	0.00	0	0	0	0	0						2.60
7	2Lo<	<	1.36	-0.27	-3	-2	-2	-2	-2						1.09
8	1A		1.10	0.00	0	0	0	0	0						1.10
9	CCoSp1V		1.50	-0.05	-1	0	0	-1	0						1.45
			17.58												15.94
Program Components				Factor											
	Composition			2.13	3.25	3.25	3.50	3.50	3.50						3.42
	Presentation			2.13	3.00	3.00	3.50	3.25	3.50						3.25
	Skating Skills			2.13	3.00	3.25	3.25	3.25	3.50						3.25
Judges Total Program Component Score (factored)															21.12
Deductions:															0.00

Rank	Name				Nation	Starting Number		Total Segment Score	Total Element Score	Total Program Component Score (factored)				Total Deductions	
40	Nina LAZAREVIC				SLO	5		36.53	15.96	20.57				0.00	
#	Executed Elements	Info	Base Value	GOE	J1	J2	J3	J4	J5	J6	J7	J8	J9	Ref.	Scores of Panel
1	FCSp1		1.90	-0.19	-1	0	-1	-1	-1						1.71
2	2Lzq+2Loq+2T<	<	4.84	-1.05	-5	-5	-5	-5	-5						3.79
3	2A<<	<<	1.10	-0.37	-4	-4	-3	-3	-3						0.73
4	2Fe<+2Lo<	<	2.44	-0.68	-5	-5	-5	-3	-5						1.76
5	StSq1		1.80	-0.12	-1	0	-1	-1	0						1.68
6	2Fe<	<	1.08	-0.43	-5	-2	-4	-3	-5						0.65
7	2S		1.30	0.00	0	0	0	0	0						1.30
8	2Lz<	<	1.68	-0.34	-3	-2	-2	-2	0						1.34
9	CCoSp3		3.00	0.00	0	0	0	0	0						3.00
			19.14												15.96
Program Components				Factor											
	Composition			2.13	3.25	3.50	3.25	3.25	3.50						3.33
	Presentation			2.13	3.00	3.25	3.25	3.00	3.00						3.08
	Skating Skills			2.13	3.25	3.25	3.25	3.25	3.25						3.25
Judges Total Program Component Score (factored)															20.57
Deductions:															0.00

14TH TIRNAVIA ICE CUP
JUDGES DETAILS PER SKATER
ADVANCED NOVICE GIRLS FREE SKATING

Rank	Name	Nation	Starting Number	Total Segment Score	Total Element Score	Total Program Component Score (factored)								Total Deductions	
41	Lija KROSELJ	SLO	9	36.08	13.71	22.37								0.00	
#	Executed Elements	Info	Base Value	GOE	J1	J2	J3	J4	J5	J6	J7	J8	J9	Ref.	Scores of Panel
1	2Lo		1.70	0.00	0	0	0	0	0						1.70
2	2Lzq+2T<	<	3.14	-0.84	-5	-4	-4	-3	-4						2.30
3	FCSp1		1.90	-0.19	-1	-1	-1	0	-1						1.71
4	StSq1		1.80	-0.12	-1	0	0	-1	-1						1.68
5	CCoSp3V		2.25	0.23	1	1	1	1	1						2.48
6	2F!<+1Eu<<+2S	<<	2.74	-0.72	-5	-5	-5	-4	-5						2.02
7	1A		1.10	0.00	0	0	0	0	0						1.10
8	2F!<<	<<	0.50	-0.20	-5	-4	-4	-4	-3						0.30
9	2Lz<<	<<	0.60	-0.18	-4	-2	-3	-3	-3						0.42
			15.73												13.71
Program Components				Factor											
Composition				2.13	3.50	3.50	3.75	3.75	3.50						3.58
Presentation				2.13	3.25	3.25	3.75	3.50	3.50						3.42
Skating Skills				2.13	3.25	3.50	3.50	3.50	3.50						3.50
Judges Total Program Component Score (factored)															22.37
Deductions:															0.00

Legend:

#	Sequence number	GOE	Grade of Execution	Jx	Judges (x=1-9)	Ref.	Referee
*	Invalid element	e	Wrong edge	<	Under-rotated jump	<<	Downgraded jump
x	Credit for highlight distribution, base value multiplied by 1.1			!	Not clear edge	REP	Jump repetition
F	Fall	q	Jump landed on the quarter	b	Bonus Point for jump added to the element score		